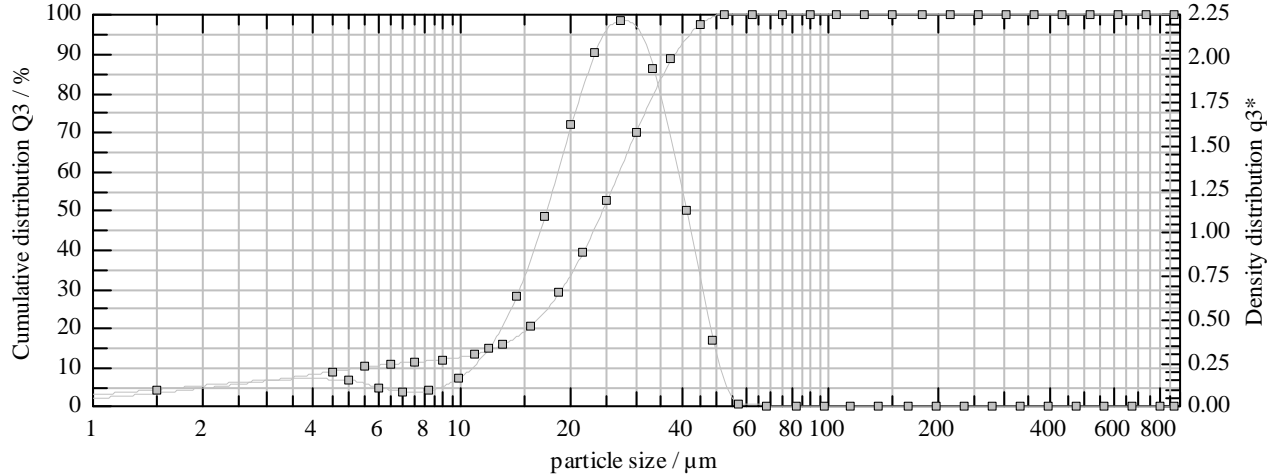


**USDA - ARS - Aerial Application Technology Group
 College Station, TX**

2014 NECE Equipment Evaluation

HELOS (H3093) & UNIVERSAL, R5: 0.5/4.5...875µm 2014-03-13, 08:4:.....

Dv10= 5.92 +/- 0.87 µm Dv50= 24.38 +/- 0.25 µm Dv90= 38.69 +/- 0.84 µm
 Relative Span = 1.34



user parameters:
 Manufacturer: Vector Fog
 Model: C150
 Nozzle: Setting 1 - 30 L/hr
 Setting: High Speed
 Solution: Water + NIS
 Pressure: 0.00 psi
 Flowrate: 0.00 oz/min
 Rep: Rep_0.
 :

cumulative distribution

x0/µm	Q3/%	x0/µm	Q3/%	x0/µm	Q3/%	x0/µm	Q3/%
4.50	8.56	18.50	28.58	75.00	100.00	305.00	100.00
5.50	9.80	21.50	39.07	90.00	100.00	365.00	100.00
6.50	10.55	25.00	52.35	105.00	100.00	435.00	100.00
7.50	11.02	30.00	69.86	125.00	100.00	515.00	100.00
9.00	11.68	37.50	88.56	150.00	100.00	615.00	100.00
11.00	13.06	45.00	97.45	180.00	100.00	735.00	100.00
13.00	15.46	52.50	99.91	215.00	100.00	875.00	100.00
15.50	20.24	62.50	100.00	255.00	100.00		

Contact Information:

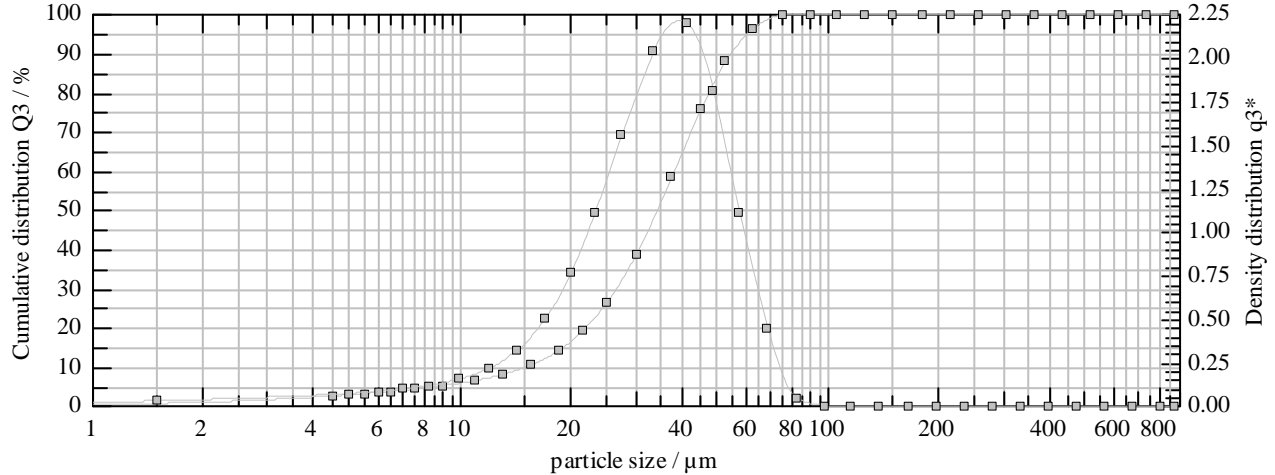
Clint Hoffmann: 979.260.9521, clint.hoffmann@ars.usda.gov
 Brad Fritz: 979.260.9584, brad.fritz@ars.usda.gov

USDA - ARS - Aerial Application Technology Group
College Station, TX

2014 NECE Equipment Evaluation

HELOS (H3093) & UNIVERSAL, R5: 0.5/4.5...875µm **2014-03-13, 08:46:.....**

Dv10= 15.14 +/- 0.58 µm Dv50= 34.34 +/- 0.46 µm Dv90= 54.96 +/- 1.65 µm
 Relative Span = 1.16



user parameters:
 Manufacturer: Vector Fog
 Model: C150
 Nozzle: Setting 2 - 30 L/hr
 Setting: High Speed
 Solution: Water + NIS
 Pressure: 0.00 psi
 Flowrate: 0.00 oz/min
 Rep: Rep_0.
 :

cumulative distribution

$x_0/\mu\text{m}$	$Q_3/\%$	$x_0/\mu\text{m}$	$Q_3/\%$	$x_0/\mu\text{m}$	$Q_3/\%$	$x_0/\mu\text{m}$	$Q_3/\%$
4.50	2.39	18.50	14.09	75.00	99.71	305.00	100.00
5.50	2.97	21.50	19.07	90.00	100.00	365.00	100.00
6.50	3.55	25.00	26.33	105.00	100.00	435.00	100.00
7.50	4.12	30.00	38.61	125.00	100.00	515.00	100.00
9.00	5.01	37.50	58.35	150.00	100.00	615.00	100.00
11.00	6.34	45.00	75.74	180.00	100.00	735.00	100.00
13.00	7.88	52.50	87.87	215.00	100.00	875.00	100.00
15.50	10.29	62.50	96.24	255.00	100.00		

Contact Information:

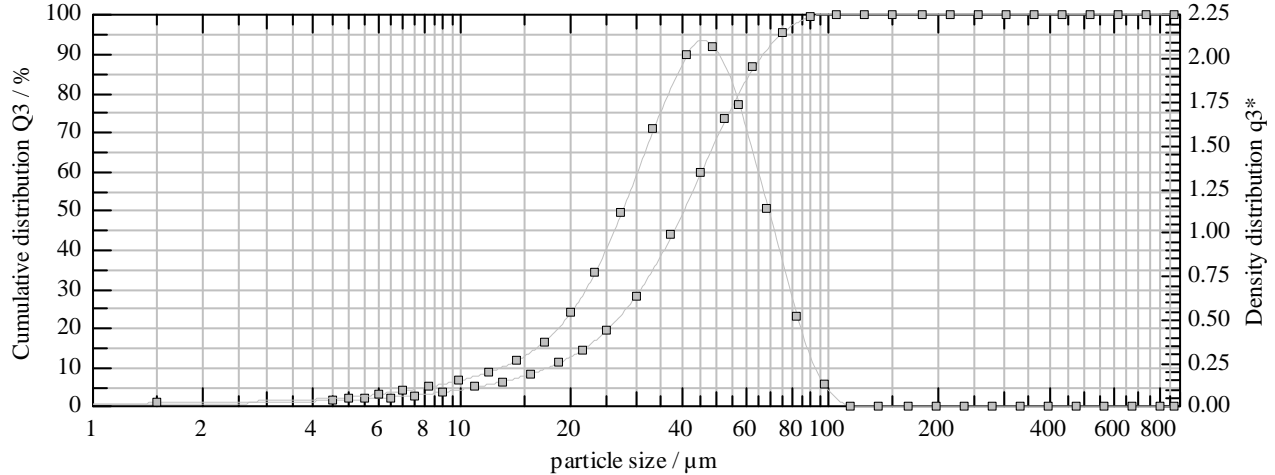
Clint Hoffmann: 979.260.9521, clint.hoffmann@ars.usda.gov
 Brad Fritz: 979.260.9584, brad.fritz@ars.usda.gov

**USDA - ARS - Aerial Application Technology Group
College Station, TX**

2014 NECE Equipment Evaluation

HELOS (H3093) & UNIVERSAL, R5: 0.5/4.5...875µm 2014-03-13, 08:4:...,...

Dv10= 17.63 +/- 0.99 µm Dv50= 40.57 +/- 0.72 µm Dv90= 67.74 +/- 1.04 µm
Relative Span = 1.24



user parameters:
 Manufacturer: Vector Fog
 Model: C150
 Nozzle: Setting 3 - 30 L/hr
 Setting: High Speed
 Solution: Water + NIS
 Pressure: 0.00 psi
 Flowrate: 0.00 oz/min
 Rep: Rep_0.
 :

cumulative distribution

$x_0/\mu\text{m}$	$Q_3/\%$	$x_0/\mu\text{m}$	$Q_3/\%$	$x_0/\mu\text{m}$	$Q_3/\%$	$x_0/\mu\text{m}$	$Q_3/\%$
4.50	1.18	18.50	10.80	75.00	95.18	305.00	100.00
5.50	1.57	21.50	14.27	90.00	99.21	365.00	100.00
6.50	2.03	25.00	19.27	105.00	100.00	435.00	100.00
7.50	2.54	30.00	28.03	125.00	100.00	515.00	100.00
9.00	3.39	37.50	43.48	150.00	100.00	615.00	100.00
11.00	4.63	45.00	59.41	180.00	100.00	735.00	100.00
13.00	6.01	52.50	73.18	215.00	100.00	875.00	100.00
15.50	7.98	62.50	86.22	255.00	100.00		

Contact Information:

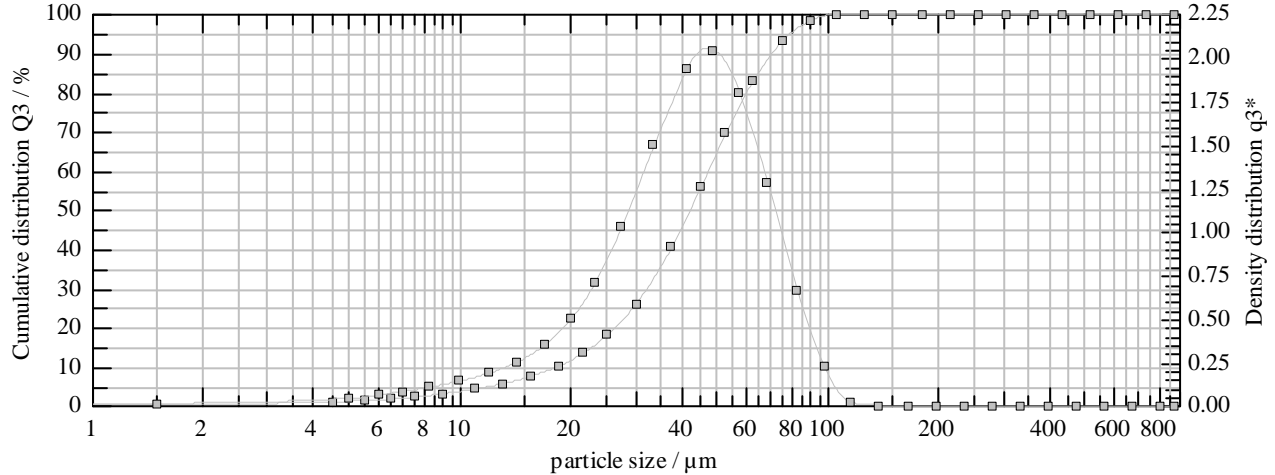
Clint Hoffmann: 979.260.9521, clint.hoffmann@ars.usda.gov
 Brad Fritz: 979.260.9584, brad.fritz@ars.usda.gov

**USDA - ARS - Aerial Application Technology Group
College Station, TX**

2014 NECE Equipment Evaluation

HELOS (H3093) & UNIVERSAL, R5: 0.5/4.5...875µm 2014-03-13, 08:4:...,...

Dv10= 18.40 +/- 0.73 µm Dv50= 42.17 +/- 0.64 µm Dv90= 71.11 +/- 0.65 µm
Relative Span = 1.25



user parameters:
 Manufacturer: Vector Fog
 Model: C150
 Nozzle: Setting 4 - 30 L/hr
 Setting: High Speed
 Solution: Water + NIS
 Pressure: 0.00 psi
 Flowrate: 0.00 oz/min
 Rep: Rep_0.
 :

cumulative distribution

$x_0/\mu\text{m}$	$Q_3/\%$	$x_0/\mu\text{m}$	$Q_3/\%$	$x_0/\mu\text{m}$	$Q_3/\%$	$x_0/\mu\text{m}$	$Q_3/\%$
4.50	0.85	18.50	10.06	75.00	93.13	305.00	100.00
5.50	1.20	21.50	13.29	90.00	98.37	365.00	100.00
6.50	1.63	25.00	17.91	105.00	99.87	435.00	100.00
7.50	2.12	30.00	26.00	125.00	100.00	515.00	100.00
9.00	2.94	37.50	40.49	150.00	100.00	615.00	100.00
11.00	4.15	45.00	55.77	180.00	100.00	735.00	100.00
13.00	5.50	52.50	69.43	215.00	100.00	875.00	100.00
15.50	7.39	62.50	83.04	255.00	100.00		

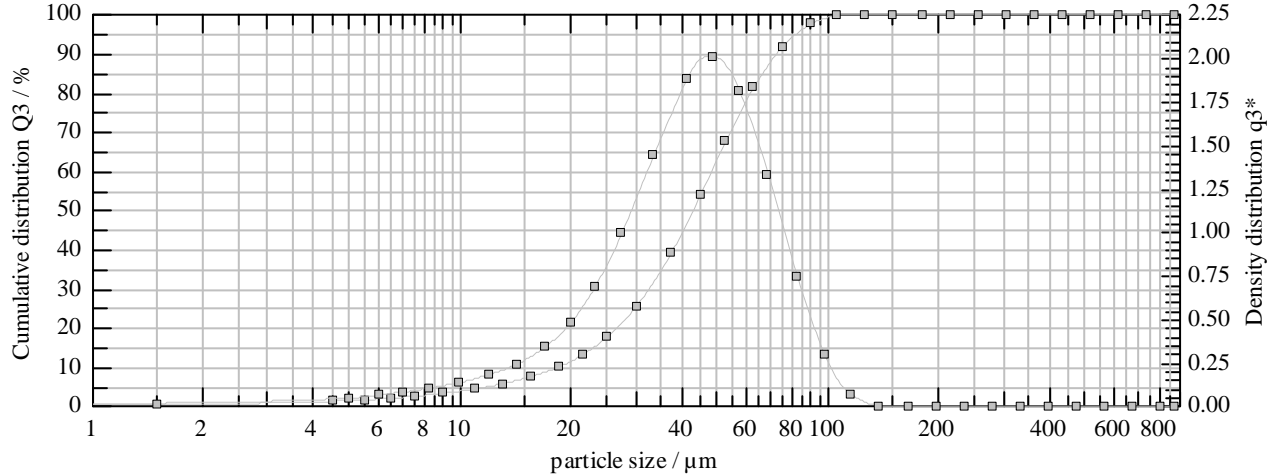
Contact Information:
 Clint Hoffmann: 979.260.9521, clint.hoffmann@ars.usda.gov
 Brad Fritz: 979.260.9584, brad.fritz@ars.usda.gov

**USDA - ARS - Aerial Application Technology Group
College Station, TX**

2014 NECE Equipment Evaluation

HELOS (H3093) & UNIVERSAL, R5: 0.5/4.5...875µm 2014-03-13, 08:48:7,...

Dv10= 18.64 +/- 0.50 µm Dv50= 42.96 +/- 0.94 µm Dv90= 72.98 +/- 1.31 µm
Relative Span = 1.27



user parameters:
 Manufacturer: Vector Fog
 Model: C150
 Nozzle: Setting 5 - 30 L/hr
 Setting: High Speed
 Solution: Water + NIS
 Pressure: 0.00 psi
 Flowrate: 0.00 oz/min
 Rep: Rep_0.
 :

cumulative distribution

x0/µm	Q3/%	x0/µm	Q3/%	x0/µm	Q3/%	x0/µm	Q3/%
4.50	1.03	18.50	9.85	75.00	91.66	305.00	100.00
5.50	1.39	21.50	12.98	90.00	97.52	365.00	100.00
6.50	1.82	25.00	17.44	105.00	99.51	435.00	100.00
7.50	2.29	30.00	25.26	125.00	100.00	515.00	100.00
9.00	3.07	37.50	39.24	150.00	100.00	615.00	100.00
11.00	4.21	45.00	54.06	180.00	100.00	735.00	100.00
13.00	5.49	52.50	67.48	215.00	100.00	875.00	100.00
15.50	7.29	62.50	81.14	255.00	100.00		

Contact Information:

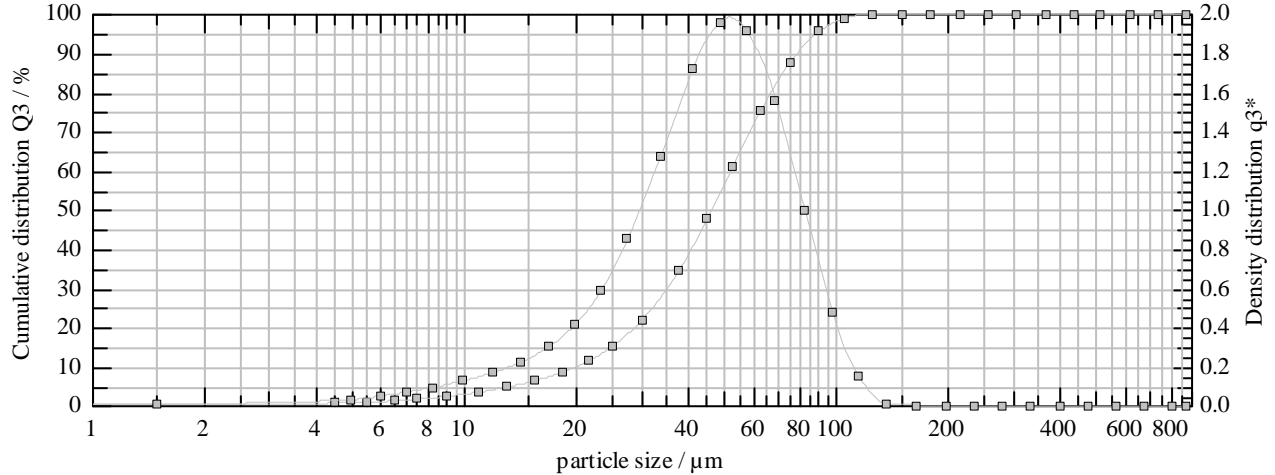
Clint Hoffmann: 979.260.9521, clint.hoffmann@ars.usda.gov
 Brad Fritz: 979.260.9584, brad.fritz@ars.usda.gov

USDA - ARS - Aerial Application Technology Group
College Station, TX

2014 NECE Equipment Evaluation

HELOS (H3093) & UNIVERSAL, R5: 0.5/4.5...875µm 2014-03-13, 08:49:.....

Dv10= 20.02 +/- 0.53 µm Dv50= 46.24 +/- 0.58 µm Dv90= 79.27 +/- 1.44 µm
 Relative Span = 1.28



user parameters:
 Manufacturer: Vector Fog
 Model: C150
 Nozzle: Setting 6 - 30 L/hr
 Setting: High Speed
 Solution: Water + NIS
 Pressure: 0.00 psi
 Flowrate: 0.00 oz/min
 Rep: Rep_0.
 :

cumulative distribution

$x_0/\mu\text{m}$	$Q_3/\%$	$x_0/\mu\text{m}$	$Q_3/\%$	$x_0/\mu\text{m}$	$Q_3/\%$	$x_0/\mu\text{m}$	$Q_3/\%$
4.50	0.55	18.50	8.62	75.00	87.74	305.00	100.00
5.50	0.80	21.50	11.35	90.00	95.62	365.00	100.00
6.50	1.15	25.00	15.18	105.00	98.83	435.00	100.00
7.50	1.57	30.00	21.90	125.00	99.95	515.00	100.00
9.00	2.29	37.50	34.20	150.00	100.00	615.00	100.00
11.00	3.39	45.00	47.84	180.00	100.00	735.00	100.00
13.00	4.61	52.50	60.95	215.00	100.00	875.00	100.00
15.50	6.31	62.50	75.39	255.00	100.00		

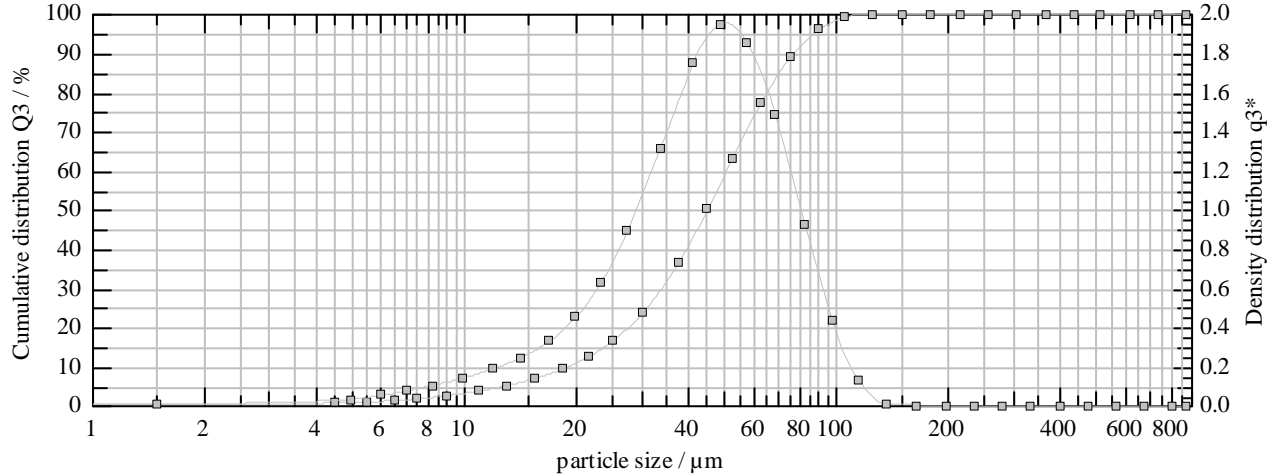
Contact Information:
 Clint Hoffmann: 979.260.9521, clint.hoffmann@ars.usda.gov
 Brad Fritz: 979.260.9584, brad.fritz@ars.usda.gov

USDA - ARS - Aerial Application Technology Group
College Station, TX

2014 NECE Equipment Evaluation

HELOS (H3093) & UNIVERSAL, R5: 0.5/4.5...875µm 2014-03-13, 08:.....

Dv10= 19.08 +/- 0.30 µm Dv50= 44.97 +/- 0.83 µm Dv90= 77.28 +/- 1.93 µm
 Relative Span = 1.29



user parameters:
 Manufacturer: Vector Fog
 Model: C150
 Nozzle: Setting 7 - 30 L/hr
 Setting: High Speed
 Solution: Water + NIS
 Pressure: 0.00 psi
 Flowrate: 0.00 oz/min
 Rep: Rep_0.
 :

cumulative distribution

$x_0/\mu\text{m}$	$Q_3/\%$	$x_0/\mu\text{m}$	$Q_3/\%$	$x_0/\mu\text{m}$	$Q_3/\%$	$x_0/\mu\text{m}$	$Q_3/\%$
4.50	0.57	18.50	9.43	75.00	88.85	305.00	100.00
5.50	0.83	21.50	12.38	90.00	96.15	365.00	100.00
6.50	1.20	25.00	16.46	105.00	99.03	435.00	100.00
7.50	1.66	30.00	23.53	125.00	99.99	515.00	100.00
9.00	2.46	37.50	36.27	150.00	100.00	615.00	100.00
11.00	3.68	45.00	50.10	180.00	100.00	735.00	100.00
13.00	5.04	52.50	63.11	215.00	100.00	875.00	100.00
15.50	6.90	62.50	77.13	255.00	100.00		

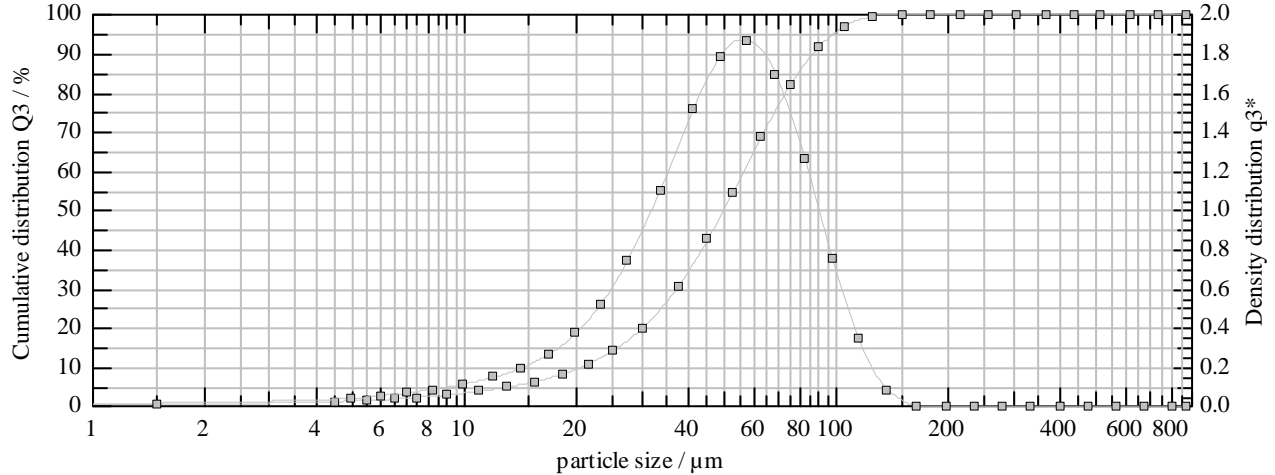
Contact Information:
 Clint Hoffmann: 979.260.9521, clint.hoffmann@ars.usda.gov
 Brad Fritz: 979.260.9584, brad.fritz@ars.usda.gov

**USDA - ARS - Aerial Application Technology Group
 College Station, TX**

2014 NECE Equipment Evaluation

HELOS (H3093) & UNIVERSAL, R5: 0.5/4.5...875µm 2014-03-13, 08:5:.....

Dv10= 20.93 +/- 1.35 µm Dv50= 49.92 +/- 3.46 µm Dv90= 87.18 +/- 5.17 µm
 Relative Span = 1.33



user parameters:
 Manufacturer: Vector Fog
 Model: C150
 Nozzle: Setting 8 - 30 L/hr
 Setting: High Speed
 Solution: Water + NIS
 Pressure: 0.00 psi
 Flowrate: 0.00 oz/min
 Rep: Rep_0.
 :

cumulative distribution

x0/µm	Q3/%	x0/µm	Q3/%	x0/µm	Q3/%	x0/µm	Q3/%
4.50	0.96	18.50	8.11	75.00	81.84	305.00	100.00
5.50	1.26	21.50	10.52	90.00	91.78	365.00	100.00
6.50	1.62	25.00	13.89	105.00	96.81	435.00	100.00
7.50	2.01	30.00	19.75	125.00	99.36	515.00	100.00
9.00	2.64	37.50	30.42	150.00	100.00	615.00	100.00
11.00	3.58	45.00	42.39	180.00	100.00	735.00	100.00
13.00	4.62	52.50	54.34	215.00	100.00	875.00	100.00
15.50	6.08	62.50	68.45	255.00	100.00		

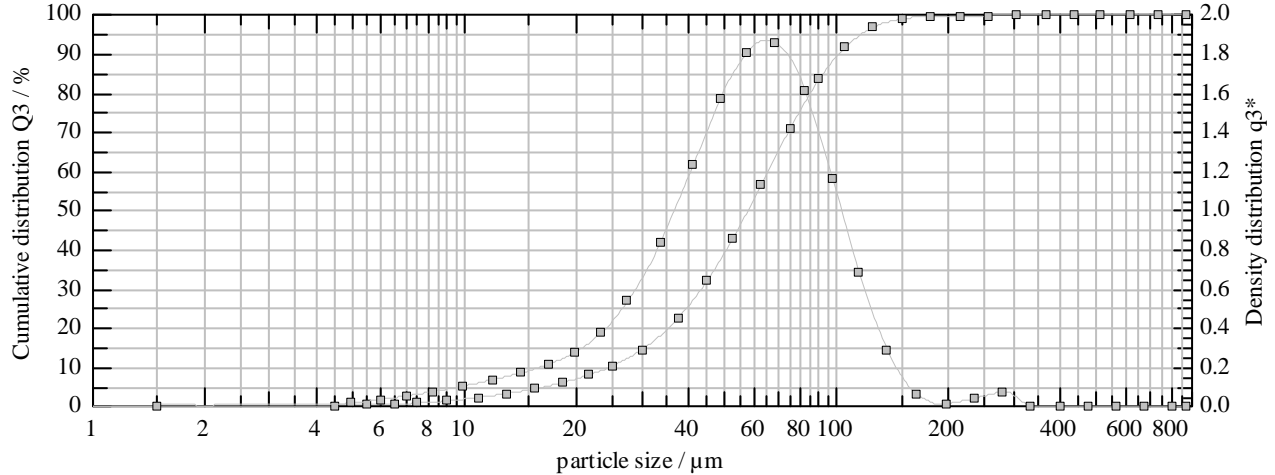
Contact Information:
 Clint Hoffmann: 979.260.9521, clint.hoffmann@ars.usda.gov
 Brad Fritz: 979.260.9584, brad.fritz@ars.usda.gov

**USDA - ARS - Aerial Application Technology Group
College Station, TX**

2014 NECE Equipment Evaluation

HELOS (H3093) & UNIVERSAL, R5: 0.5/4.5...875µm 2014-03-13, 08:5:.....

Dv10= 24.88 +/- 0.67 µm Dv50= 57.97 +/- 1.11 µm Dv90= 102.40 +/- 1.48 µm
Relative Span = 1.34



user parameters:
 Manufacturer: Vector Fog
 Model: C150
 Nozzle: Setting 8 - 30 L/hr
 Setting: Low Speed
 Solution: Water + NIS
 Pressure: 0.00 psi
 Flowrate: 0.00 oz/min
 Rep: Rep_0.
 :

cumulative distribution

x0/µm	Q3/%	x0/µm	Q3/%	x0/µm	Q3/%	x0/µm	Q3/%
4.50	0.00	18.50	5.87	75.00	70.82	305.00	100.00
5.50	0.10	21.50	7.66	90.00	83.55	365.00	100.00
6.50	0.31	25.00	10.07	105.00	91.33	435.00	100.00
7.50	0.61	30.00	14.29	125.00	96.48	515.00	100.00
9.00	1.16	37.50	22.34	150.00	98.70	615.00	100.00
11.00	2.02	45.00	32.06	180.00	99.16	735.00	100.00
13.00	2.97	52.50	42.55	215.00	99.20	875.00	100.00
15.50	4.24	62.50	56.19	255.00	99.46		

Contact Information:

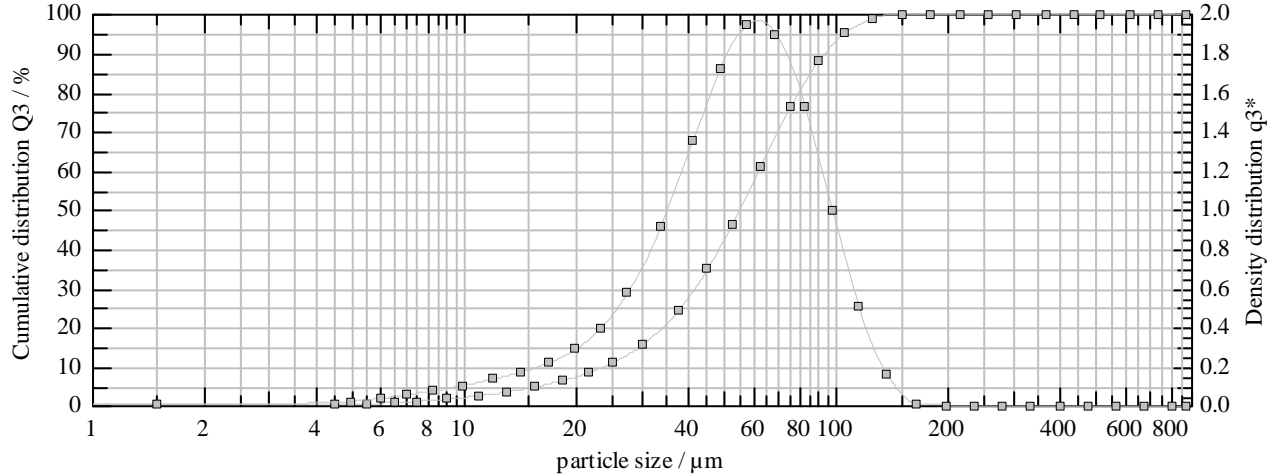
Clint Hoffmann: 979.260.9521, clint.hoffmann@ars.usda.gov
 Brad Fritz: 979.260.9584, brad.fritz@ars.usda.gov

USDA - ARS - Aerial Application Technology Group
College Station, TX

2014 NECE Equipment Evaluation

HELOS (H3093) & UNIVERSAL, R5: 0.5/4.5...875µm 2014-03-13, 08:54:.....

Dv10= 23.91 +/- 0.79 µm Dv50= 54.94 +/- 1.25 µm Dv90= 93.85 +/- 2.92 µm
 Relative Span = 1.27



user parameters:
 Manufacturer: Vector Fog
 Model: C150
 Nozzle: Setting 7 - 30 L/hr
 Setting: Low Speed
 Solution: Water + NIS
 Pressure: 0.00 psi
 Flowrate: 0.00 oz/min
 Rep: Rep_0.
 :

cumulative distribution

$x_0/\mu\text{m}$	$Q_3/\%$	$x_0/\mu\text{m}$	$Q_3/\%$	$x_0/\mu\text{m}$	$Q_3/\%$	$x_0/\mu\text{m}$	$Q_3/\%$
4.50	0.20	18.50	6.37	75.00	76.12	305.00	100.00
5.50	0.37	21.50	8.25	90.00	88.22	365.00	100.00
6.50	0.63	25.00	10.82	105.00	94.91	435.00	100.00
7.50	0.96	30.00	15.37	125.00	98.73	515.00	100.00
9.00	1.54	37.50	24.18	150.00	99.95	615.00	100.00
11.00	2.43	45.00	34.89	180.00	100.00	735.00	100.00
13.00	3.39	52.50	46.43	215.00	100.00	875.00	100.00
15.50	4.69	62.50	61.11	255.00	100.00		

Contact Information:

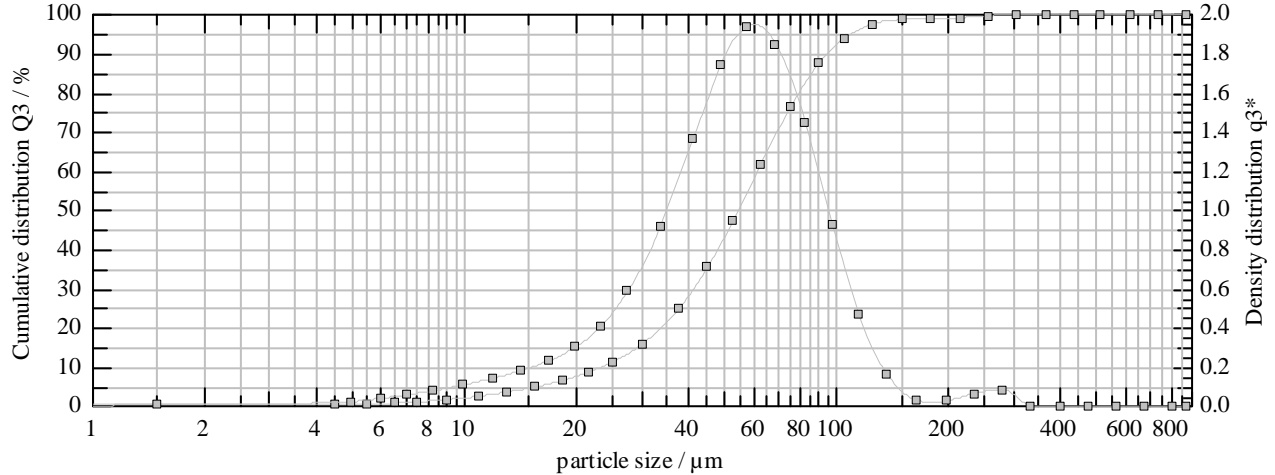
Clint Hoffmann: 979.260.9521, clint.hoffmann@ars.usda.gov
 Brad Fritz: 979.260.9584, brad.fritz@ars.usda.gov

**USDA - ARS - Aerial Application Technology Group
College Station, TX**

2014 NECE Equipment Evaluation

HELOS (H3093) & UNIVERSAL, R5: 0.5/4.5...875µm 2014-03-13, 08:58:.....

Dv10= 23.62 +/- 0.64 µm Dv50= 54.61 +/- 1.70 µm Dv90= 95.25 +/- 4.33 µm
Relative Span = 1.31



user parameters:
 Manufacturer: Vector Fog
 Model: C150
 Nozzle: Setting 6 - 30 L/hr
 Setting: Low Speed
 Solution: Water + NIS
 Pressure: 0.00 psi
 Flowrate: 0.00 oz/min
 Rep: Rep_0.
 :

cumulative distribution

$x_0/\mu\text{m}$	$Q_3/\%$	$x_0/\mu\text{m}$	$Q_3/\%$	$x_0/\mu\text{m}$	$Q_3/\%$	$x_0/\mu\text{m}$	$Q_3/\%$
4.50	0.09	18.50	6.47	75.00	76.20	305.00	100.00
5.50	0.25	21.50	8.43	90.00	87.67	365.00	100.00
6.50	0.51	25.00	11.06	105.00	93.86	435.00	100.00
7.50	0.84	30.00	15.68	125.00	97.36	515.00	100.00
9.00	1.43	37.50	24.55	150.00	98.58	615.00	100.00
11.00	2.34	45.00	35.35	180.00	98.77	735.00	100.00
13.00	3.35	52.50	46.97	215.00	98.94	875.00	100.00
15.50	4.70	62.50	61.58	255.00	99.39		

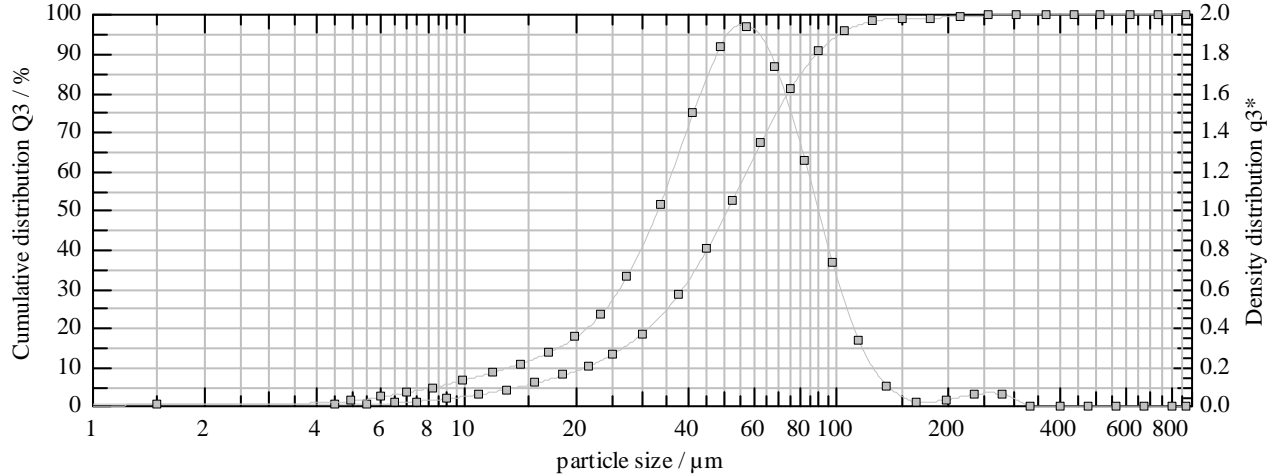
Contact Information:
 Clint Hoffmann: 979.260.9521, clint.hoffmann@ars.usda.gov
 Brad Fritz: 979.260.9584, brad.fritz@ars.usda.gov

USDA - ARS - Aerial Application Technology Group
College Station, TX

2014 NECE Equipment Evaluation

HELOS (H3093) & UNIVERSAL, R5: 0.5/4.5...875µm 2014-03-13, 0.:...:.....

Dv10= 21.50 +/- 0.04 µm Dv50= 51.07 +/- 0.52 µm Dv90= 89.03 +/- 0.73 µm
 Relative Span = 1.32



user parameters:
 Manufacturer: Vector Fog
 Model: C150
 Nozzle: Setting 5 - 30 L/hr
 Setting: Low Speed
 Solution: Water + NIS
 Pressure: 0.00 psi
 Flowrate: 0.00 oz/min
 Rep: Rep_0.
 :

cumulative distribution

$x_0/\mu\text{m}$	$Q_3/\%$	$x_0/\mu\text{m}$	$Q_3/\%$	$x_0/\mu\text{m}$	$Q_3/\%$	$x_0/\mu\text{m}$	$Q_3/\%$
4.50	0.07	18.50	7.73	75.00	80.74	305.00	100.00
5.50	0.25	21.50	10.00	90.00	90.63	365.00	100.00
6.50	0.56	25.00	13.03	105.00	95.51	435.00	100.00
7.50	0.96	30.00	18.28	125.00	98.02	515.00	100.00
9.00	1.69	37.50	28.23	150.00	98.80	615.00	100.00
11.00	2.80	45.00	40.07	180.00	98.93	735.00	100.00
13.00	4.02	52.50	52.35	215.00	99.13	875.00	100.00
15.50	5.65	62.50	67.03	255.00	99.55		

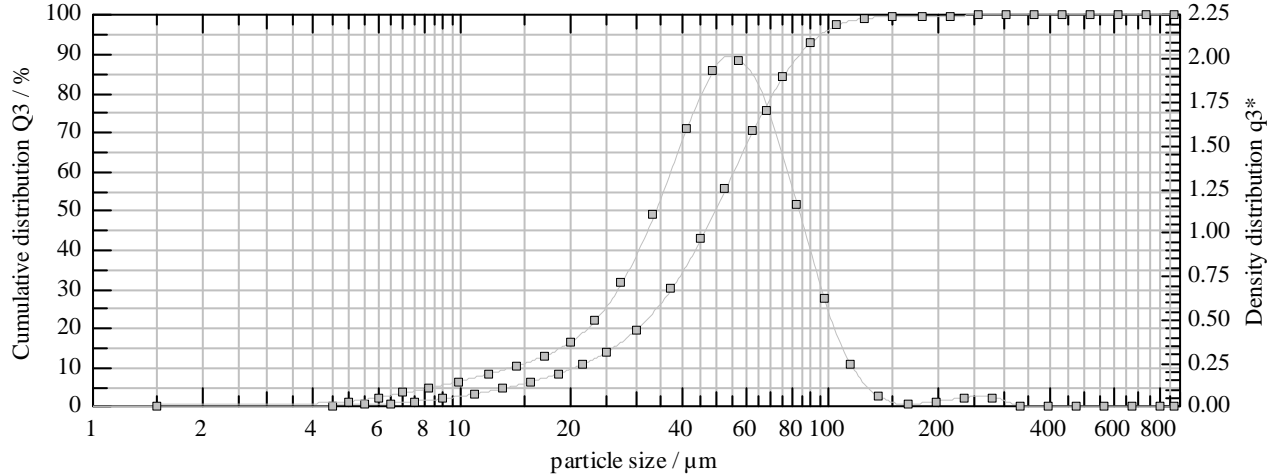
Contact Information:
 Clint Hoffmann: 979.260.9521, clint.hoffmann@ars.usda.gov
 Brad Fritz: 979.260.9584, brad.fritz@ars.usda.gov

**USDA - ARS - Aerial Application Technology Group
College Station, TX**

2014 NECE Equipment Evaluation

HELOS (H3093) & UNIVERSAL, R5: 0.5/4.5...875µm 2014-03-13, 09:0:...,...

Dv10= 20.86 +/- 0.58 µm Dv50= 49.42 +/- 0.64 µm Dv90= 85.31 +/- 1.00 µm
Relative Span = 1.30



user parameters:
 Manufacturer: Vector Fog
 Model: C150
 Nozzle: Setting 4 - 30 L/hr
 Setting: Low Speed
 Solution: Water + NIS
 Pressure: 0.00 psi
 Flowrate: 0.00 oz/min
 Rep: Rep_0.
 :

cumulative distribution

x0/µm	Q3/%	x0/µm	Q3/%	x0/µm	Q3/%	x0/µm	Q3/%
4.50	0.00	18.50	8.14	75.00	83.75	305.00	100.00
5.50	0.18	21.50	10.52	90.00	92.85	365.00	100.00
6.50	0.51	25.00	13.70	105.00	96.94	435.00	100.00
7.50	0.94	30.00	19.24	125.00	98.74	515.00	100.00
9.00	1.72	37.50	29.83	150.00	99.13	615.00	100.00
11.00	2.92	45.00	42.40	180.00	99.16	735.00	100.00
13.00	4.23	52.50	55.28	215.00	99.33	875.00	100.00
15.50	5.96	62.50	70.30	255.00	99.65		

Contact Information:

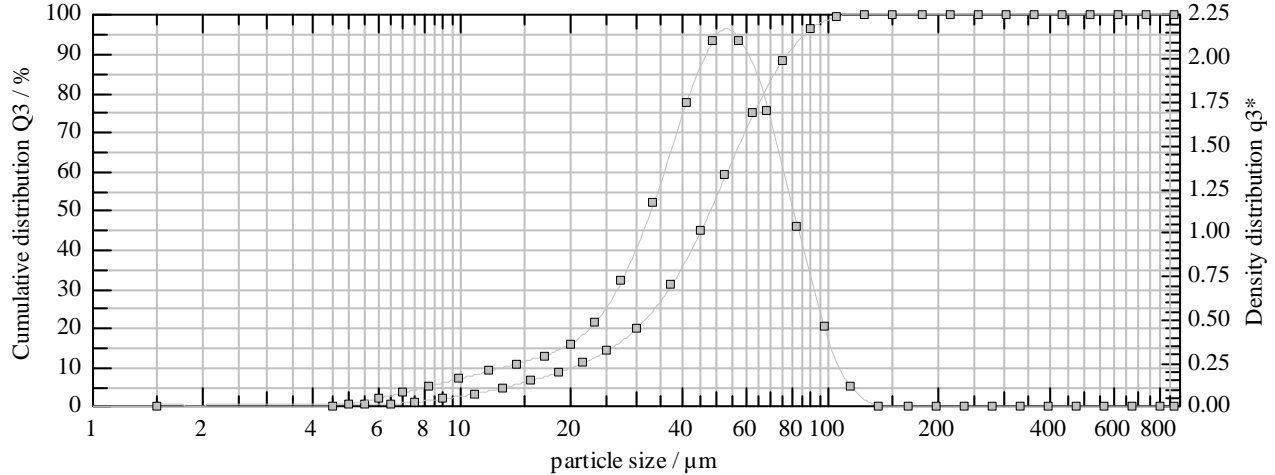
Clint Hoffmann: 979.260.9521, clint.hoffmann@ars.usda.gov
 Brad Fritz: 979.260.9584, brad.fritz@ars.usda.gov

**USDA - ARS - Aerial Application Technology Group
 College Station, TX**

2014 NECE Equipment Evaluation

HELOS (H3093) & UNIVERSAL, R5: 0.5/4.5...875µm 2014-03-13, 09:0:...,...

Dv10= 20.55 +/- 0.67 µm Dv50= 47.86 +/- 0.41 µm Dv90= 78.65 +/- 0.10 µm
 Relative Span = 1.21



user parameters:
 Manufacturer: Vector Fog
 Model: C150
 Nozzle: Setting 3 - 30 L/hr
 Setting: Low Speed
 Solution: Water + NIS
 Pressure: 0.00 psi
 Flowrate: 0.00 oz/min
 Rep: Rep_0.
 :

cumulative distribution

$x_0/\mu\text{m}$	$Q_3/\%$	$x_0/\mu\text{m}$	$Q_3/\%$	$x_0/\mu\text{m}$	$Q_3/\%$	$x_0/\mu\text{m}$	$Q_3/\%$
4.50	0.00	18.50	8.43	75.00	88.02	305.00	100.00
5.50	0.08	21.50	10.75	90.00	96.18	365.00	100.00
6.50	0.36	25.00	13.87	105.00	99.19	435.00	100.00
7.50	0.81	30.00	19.53	125.00	100.00	515.00	100.00
9.00	1.66	37.50	30.86	150.00	100.00	615.00	100.00
11.00	2.98	45.00	44.63	180.00	100.00	735.00	100.00
13.00	4.41	52.50	58.69	215.00	100.00	875.00	100.00
15.50	6.23	62.50	74.59	255.00	100.00		

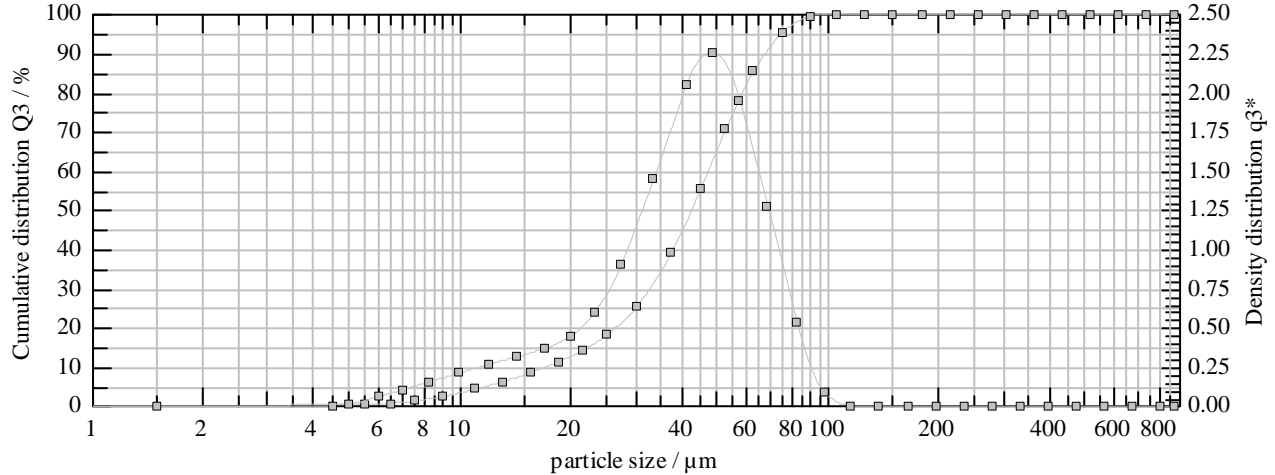
Contact Information:
 Clint Hoffmann: 979.260.9521, clint.hoffmann@ars.usda.gov
 Brad Fritz: 979.260.9584, brad.fritz@ars.usda.gov

**USDA - ARS - Aerial Application Technology Group
 College Station, TX**

2014 NECE Equipment Evaluation

HELOS (H3093) & UNIVERSAL, R5: 0.5/4.5...875µm 2014-03-13, 09:0:...,...

Dv10= 17.26 +/- 0.39 µm Dv50= 42.48 +/- 0.70 µm Dv90= 68.40 +/- 0.78 µm
 Relative Span = 1.20



user parameters:
 Manufacturer: Vector Fog
 Model: C150
 Nozzle: Setting 2 - 30 L/hr
 Setting: Low Speed
 Solution: Water + NIS
 Pressure: 0.00 psi
 Flowrate: 0.00 oz/min
 Rep: Rep_0.
 :

cumulative distribution

x0/µm	Q3/%	x0/µm	Q3/%	x0/µm	Q3/%	x0/µm	Q3/%
4.50	0.00	18.50	11.16	75.00	95.26	305.00	100.00
5.50	0.09	21.50	14.06	90.00	99.44	365.00	100.00
6.50	0.49	25.00	17.99	105.00	100.00	435.00	100.00
7.50	1.12	30.00	25.16	125.00	100.00	515.00	100.00
9.00	2.31	37.50	39.24	150.00	100.00	615.00	100.00
11.00	4.12	45.00	55.45	180.00	100.00	735.00	100.00
13.00	6.02	52.50	70.50	215.00	100.00	875.00	100.00
15.50	8.38	62.50	85.26	255.00	100.00		

Contact Information:

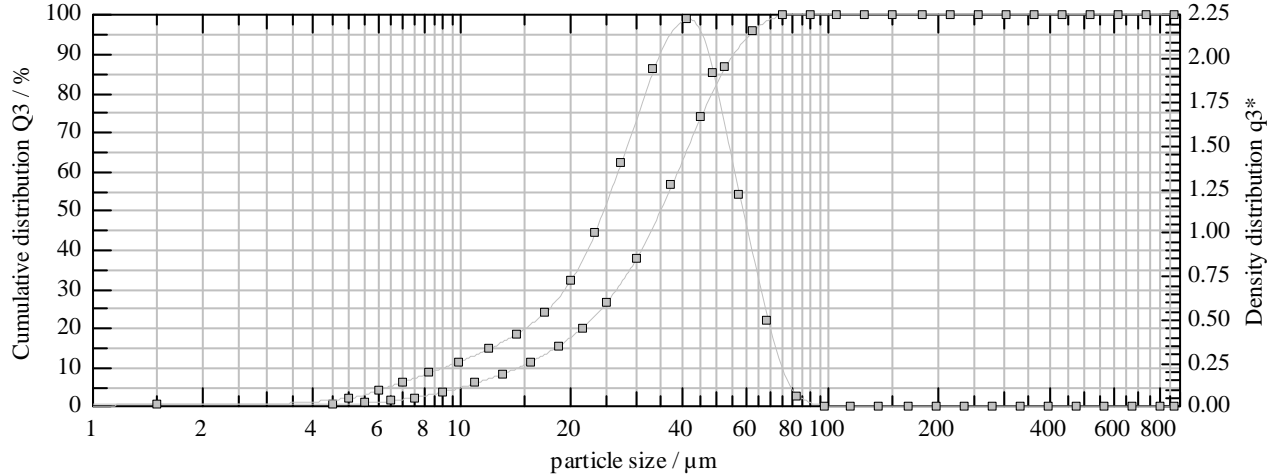
Clint Hoffmann: 979.260.9521, clint.hoffmann@ars.usda.gov
 Brad Fritz: 979.260.9584, brad.fritz@ars.usda.gov

**USDA - ARS - Aerial Application Technology Group
 College Station, TX**

2014 NECE Equipment Evaluation

HELOS (H3093) & UNIVERSAL, R5: 0.5/4.5...875µm 2014-03-13, 09:0:...,...

Dv10= 14.64 +/- 0.37 µm Dv50= 35.03 +/- 0.54 µm Dv90= 56.25 +/- 0.80 µm
 Relative Span = 1.19



user parameters:
 Manufacturer: Vector Fog
 Model: C150
 Nozzle: Setting 1 - 30 L/hr
 Setting: Low Speed
 Solution: Water + NIS
 Pressure: 0.00 psi
 Flowrate: 0.00 oz/min
 Rep: Rep_0.
 :

cumulative distribution

x0/µm	Q3/%	x0/µm	Q3/%	x0/µm	Q3/%	x0/µm	Q3/%
4.50	0.16	18.50	15.18	75.00	99.55	305.00	100.00
5.50	0.52	21.50	19.87	90.00	100.00	365.00	100.00
6.50	1.14	25.00	26.36	105.00	100.00	435.00	100.00
7.50	1.97	30.00	37.45	125.00	100.00	515.00	100.00
9.00	3.43	37.50	56.19	150.00	100.00	615.00	100.00
11.00	5.62	45.00	73.74	180.00	100.00	735.00	100.00
13.00	7.97	52.50	86.55	215.00	100.00	875.00	100.00
15.50	11.09	62.50	95.68	255.00	100.00		

Contact Information:

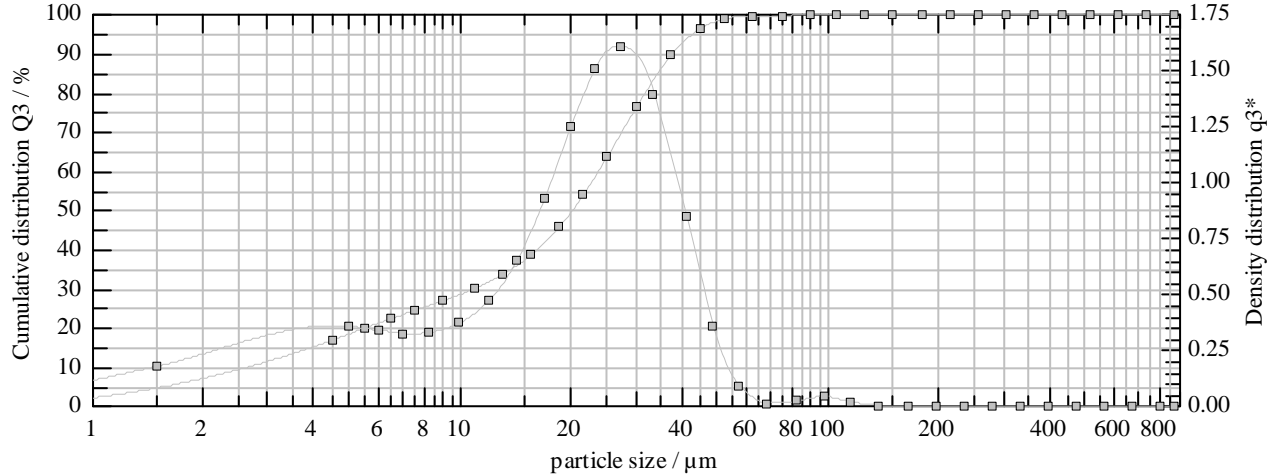
Clint Hoffmann: 979.260.9521, clint.hoffmann@ars.usda.gov
 Brad Fritz: 979.260.9584, brad.fritz@ars.usda.gov

**USDA - ARS - Aerial Application Technology Group
College Station, TX**

2014 NECE Equipment Evaluation

HELOS (H3093) & UNIVERSAL, R5: 0.5/4.5...875µm 2014-03-13, 09:1:...,...

Dv10= 3.06 +/- 0.83 µm Dv50= 19.88 +/- 2.11 µm Dv90= 38.04 +/- 1.00 µm
Relative Span = 1.78



user parameters:
 Manufacturer: Vector Fog
 Model: C150
 Nozzle: Setting 1 - 30 L/hr
 Setting: Low Speed
 Solution: BVA
 Pressure: 0.00 psi
 Flowrate: 0.00 oz/min
 Rep: Rep_0.
 :

cumulative distribution

x0/µm	Q3/%	x0/µm	Q3/%	x0/µm	Q3/%	x0/µm	Q3/%
4.50	16.69	18.50	45.44	75.00	99.46	305.00	100.00
5.50	19.76	21.50	53.59	90.00	99.62	365.00	100.00
6.50	22.19	25.00	63.45	105.00	99.88	435.00	100.00
7.50	24.19	30.00	76.16	125.00	100.00	515.00	100.00
9.00	26.77	37.50	89.65	150.00	100.00	615.00	100.00
11.00	29.98	45.00	96.35	180.00	100.00	735.00	100.00
13.00	33.39	52.50	98.73	215.00	100.00	875.00	100.00
15.50	38.32	62.50	99.39	255.00	100.00		

Contact Information:

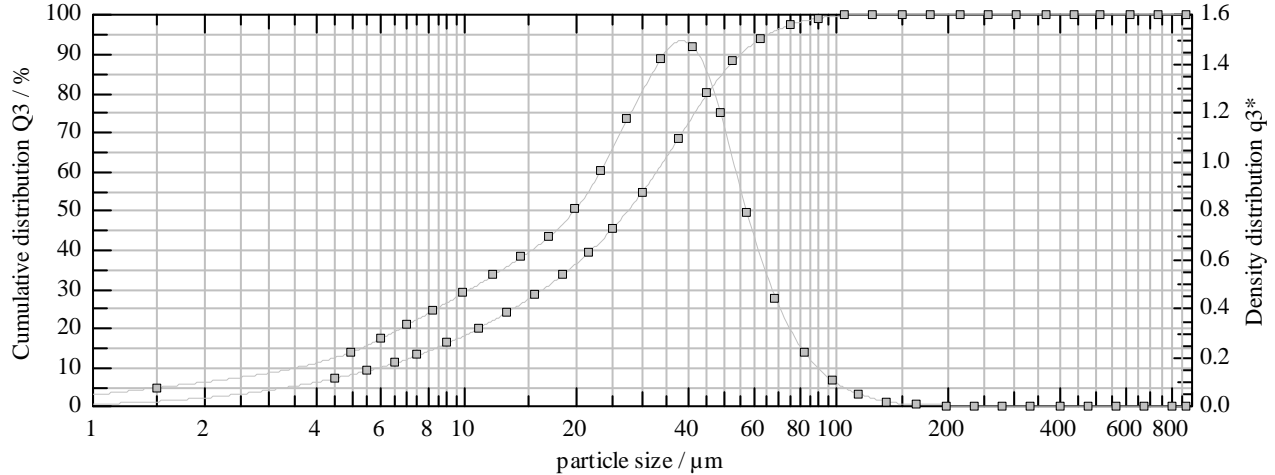
Clint Hoffmann: 979.260.9521, clint.hoffmann@ars.usda.gov
 Brad Fritz: 979.260.9584, brad.fritz@ars.usda.gov

**USDA - ARS - Aerial Application Technology Group
College Station, TX**

2014 NECE Equipment Evaluation

HELOS (H3093) & UNIVERSAL, R5: 0.5/4.5...875µm 2014-03-13, 09:1:...,...

Dv10= 6.17 +/- 1.48 µm Dv50= 27.60 +/- 1.09 µm Dv90= 56.21 +/- 1.12 µm
Relative Span = 1.81



user parameters:

Manufacturer: Vector Fog
Model: C150
Nozzle: Setting 2 - 30 L/hr
Setting: Low Speed
Solution: BVA
Pressure: 0.00 psi
Flowrate: 0.00 oz/min
Rep: Rep_0.
:

cumulative distribution

$x_0/\mu\text{m}$	$Q_3/\%$	$x_0/\mu\text{m}$	$Q_3/\%$	$x_0/\mu\text{m}$	$Q_3/\%$	$x_0/\mu\text{m}$	$Q_3/\%$
4.50	6.89	18.50	33.65	75.00	97.17	305.00	100.00
5.50	8.78	21.50	38.91	90.00	98.86	365.00	100.00
6.50	10.76	25.00	45.18	105.00	99.53	435.00	100.00
7.50	12.79	30.00	54.45	125.00	99.88	515.00	100.00
9.00	15.85	37.50	68.16	150.00	99.99	615.00	100.00
11.00	19.86	45.00	79.74	180.00	100.00	735.00	100.00
13.00	23.72	52.50	87.76	215.00	100.00	875.00	100.00
15.50	28.33	62.50	93.72	255.00	100.00		

Contact Information:

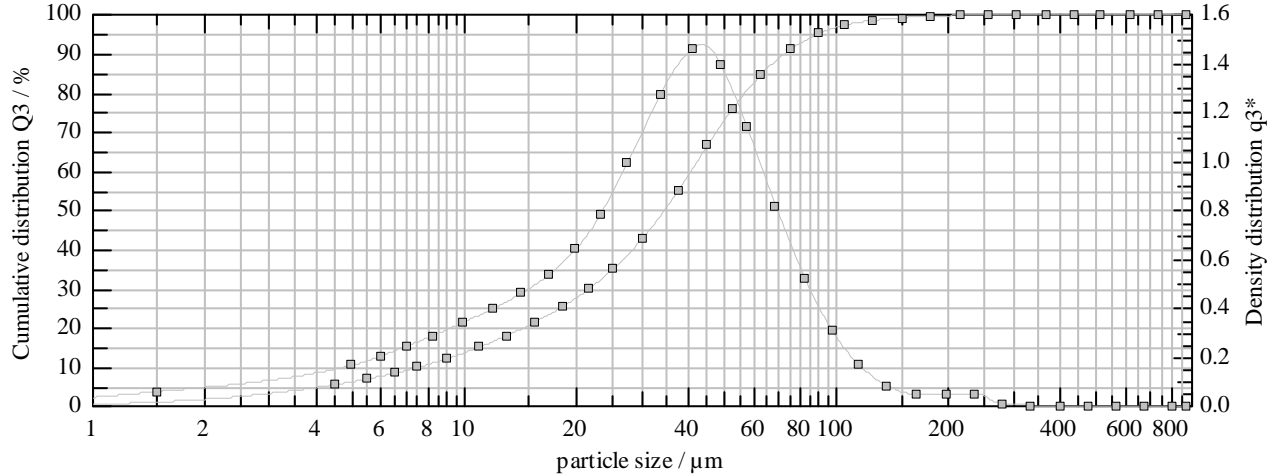
Clint Hoffmann: 979.260.9521, clint.hoffmann@ars.usda.gov
Brad Fritz: 979.260.9584, brad.fritz@ars.usda.gov

USDA - ARS - Aerial Application Technology Group
College Station, TX

2014 NECE Equipment Evaluation

HELOS (H3093) & UNIVERSAL, R5: 0.5/4.5...875µm 2014-03-13, 09:1:.....

Dv10= 7.67 +/- 0.90 µm Dv50= 34.51 +/- 0.70 µm Dv90= 73.28 +/- 0.27 µm
 Relative Span = 1.90



user parameters:

Manufacturer: Vector Fog
 Model: C150
 Nozzle: Setting 3 - 30 L/hr
 Setting: Low Speed
 Solution: BVA
 Pressure: 0.00 psi
 Flowrate: 0.00 oz/min
 Rep: Rep_0.
 :

cumulative distribution

$x_0/\mu\text{m}$	$Q_3/\%$	$x_0/\mu\text{m}$	$Q_3/\%$	$x_0/\mu\text{m}$	$Q_3/\%$	$x_0/\mu\text{m}$	$Q_3/\%$
4.50	5.32	18.50	25.43	75.00	90.89	305.00	100.00
5.50	6.74	21.50	29.61	90.00	94.99	365.00	100.00
6.50	8.22	25.00	34.73	105.00	97.03	435.00	100.00
7.50	9.72	30.00	42.58	125.00	98.28	515.00	100.00
9.00	11.98	37.50	54.91	150.00	98.90	615.00	100.00
11.00	14.94	45.00	66.47	180.00	99.25	735.00	100.00
13.00	17.82	52.50	75.81	215.00	99.60	875.00	100.00
15.50	21.31	62.50	84.43	255.00	99.96		

Contact Information:

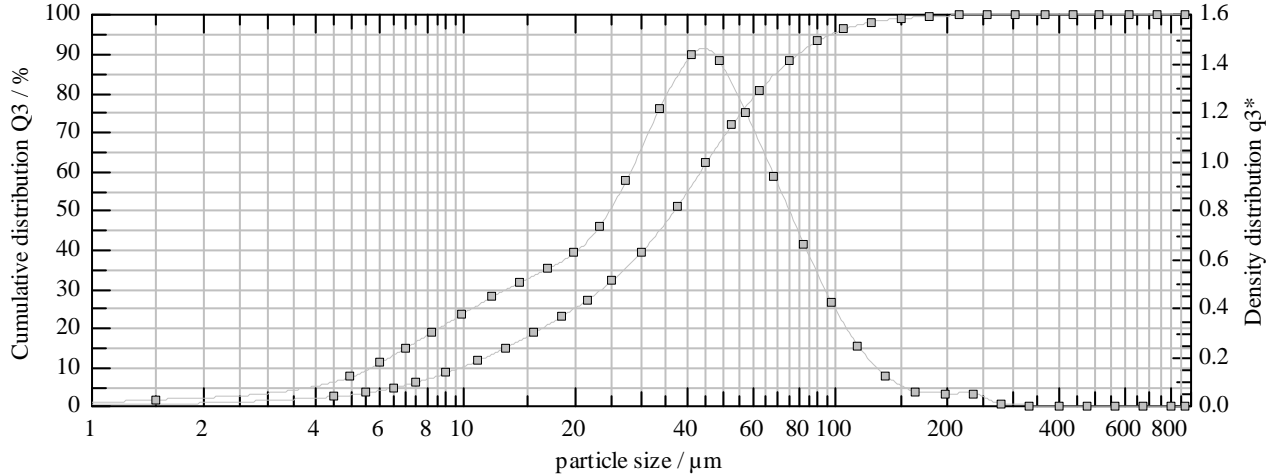
Clint Hoffmann: 979.260.9521, clint.hoffmann@ars.usda.gov
 Brad Fritz: 979.260.9584, brad.fritz@ars.usda.gov

USDA - ARS - Aerial Application Technology Group
College Station, TX

2014 NECE Equipment Evaluation

HELOS (H3093) & UNIVERSAL, R5: 0.5/4.5...875µm 2014-03-13, 09:1:.....

Dv10= 10.04 +/- 1.28 µm Dv50= 37.14 +/- 2.80 µm Dv90= 80.59 +/- 8.84 µm
 Relative Span = 1.90



user parameters:

Manufacturer: Vector Fog
 Model: C150
 Nozzle: Setting 4 - 30 L/hr
 Setting: Low Speed
 Solution: BVA
 Pressure: 0.00 psi
 Flowrate: 0.00 oz/min
 Rep: Rep_0.
 :

cumulative distribution

$x_0/\mu\text{m}$	$Q_3/\%$	$x_0/\mu\text{m}$	$Q_3/\%$	$x_0/\mu\text{m}$	$Q_3/\%$	$x_0/\mu\text{m}$	$Q_3/\%$
4.50	2.18	18.50	22.85	75.00	87.97	305.00	100.00
5.50	3.18	21.50	26.93	90.00	93.16	365.00	100.00
6.50	4.45	25.00	31.73	105.00	95.99	435.00	100.00
7.50	5.90	30.00	39.02	125.00	97.84	515.00	100.00
9.00	8.25	37.50	50.76	150.00	98.78	615.00	100.00
11.00	11.50	45.00	62.10	180.00	99.23	735.00	100.00
13.00	14.72	52.50	71.51	215.00	99.60	875.00	100.00
15.50	18.56	62.50	80.59	255.00	99.96		

Contact Information:

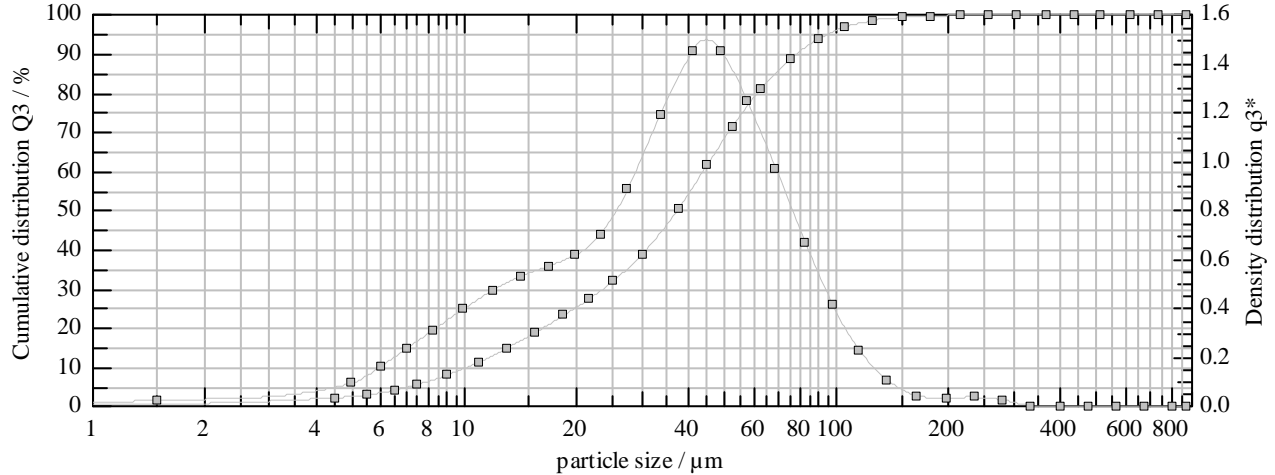
Clint Hoffmann: 979.260.9521, clint.hoffmann@ars.usda.gov
 Brad Fritz: 979.260.9584, brad.fritz@ars.usda.gov

USDA - ARS - Aerial Application Technology Group
College Station, TX

2014 NECE Equipment Evaluation

HELOS (H3093) & UNIVERSAL, R5: 0.5/4.5...875µm 2014-03-13, 09:18:0,...

Dv10= 10.20 +/- 1.07 µm Dv50= 37.38 +/- 0.53 µm Dv90= 79.22 +/- 1.59 µm
 Relative Span = 1.85



user parameters:
 Manufacturer: Vector Fog
 Model: C150
 Nozzle: Setting 5 - 30 L/hr
 Setting: Low Speed
 Solution: BVA
 Pressure: 0.00 psi
 Flowrate: 0.00 oz/min
 Rep: Rep_0.
 :

cumulative distribution

$x_0/\mu\text{m}$	$Q_3/\%$	$x_0/\mu\text{m}$	$Q_3/\%$	$x_0/\mu\text{m}$	$Q_3/\%$	$x_0/\mu\text{m}$	$Q_3/\%$
4.50	1.91	18.50	23.04	75.00	88.51	305.00	100.00
5.50	2.71	21.50	27.06	90.00	93.79	365.00	100.00
6.50	3.88	25.00	31.65	105.00	96.55	435.00	100.00
7.50	5.33	30.00	38.65	125.00	98.27	515.00	100.00
9.00	7.76	37.50	50.18	150.00	99.07	615.00	100.00
11.00	11.20	45.00	61.67	180.00	99.38	735.00	100.00
13.00	14.63	52.50	71.39	215.00	99.59	875.00	100.00
15.50	18.66	62.50	80.83	255.00	99.83		

Contact Information:

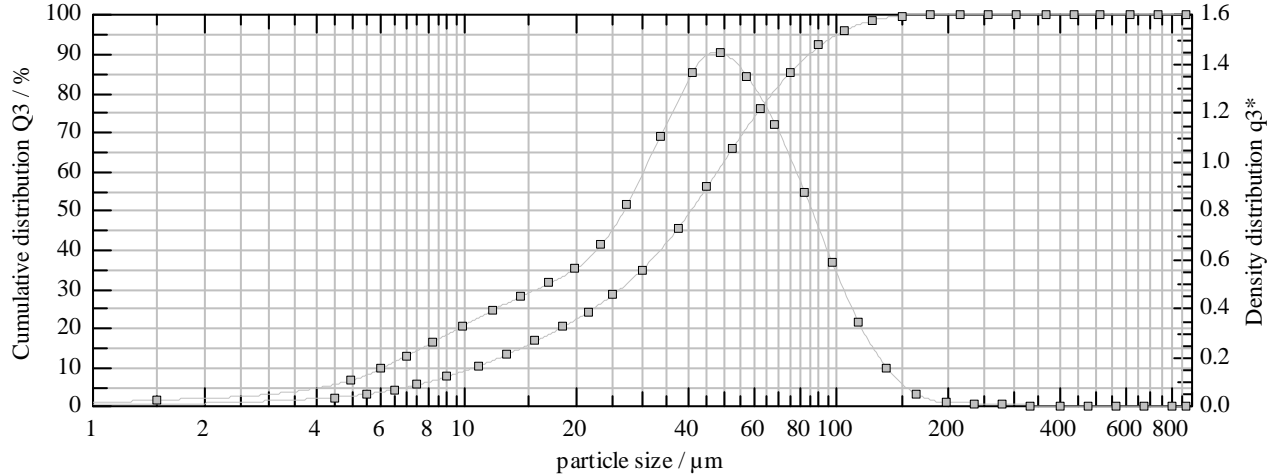
Clint Hoffmann: 979.260.9521, clint.hoffmann@ars.usda.gov
 Brad Fritz: 979.260.9584, brad.fritz@ars.usda.gov

**USDA - ARS - Aerial Application Technology Group
 College Station, TX**

2014 NECE Equipment Evaluation

HELOS (H3093) & UNIVERSAL, R5: 0.5/4.5...875µm 2014-03-13, 09:.....

Dv10= 10.86 +/- 0.76 µm Dv50= 40.76 +/- 1.21 µm Dv90= 85.87 +/- 2.50 µm
 Relative Span = 1.84



user parameters:
 Manufacturer: Vector Fog
 Model: C150
 Nozzle: Setting 6 - 30 L/hr
 Setting: Low Speed
 Solution: BVA
 Pressure: 0.00 psi
 Flowrate: 0.00 oz/min
 Rep: Rep_0.
 :

cumulative distribution

x0/µm	Q3/%	x0/µm	Q3/%	x0/µm	Q3/%	x0/µm	Q3/%
4.50	2.01	18.50	20.22	75.00	84.99	305.00	100.00
5.50	2.89	21.50	23.87	90.00	91.85	365.00	100.00
6.50	4.00	25.00	28.15	105.00	95.74	435.00	100.00
7.50	5.26	30.00	34.66	125.00	98.28	515.00	100.00
9.00	7.31	37.50	45.32	150.00	99.47	615.00	100.00
11.00	10.16	45.00	56.11	180.00	99.81	735.00	100.00
13.00	12.99	52.50	65.74	215.00	99.89	875.00	100.00
15.50	16.39	62.50	75.93	255.00	99.95		

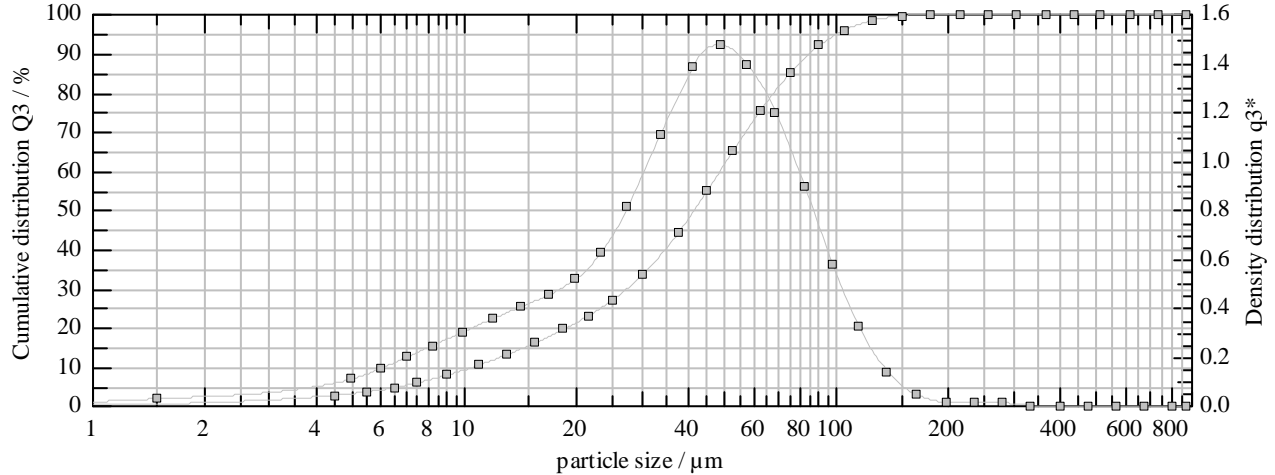
Contact Information:
 Clint Hoffmann: 979.260.9521, clint.hoffmann@ars.usda.gov
 Brad Fritz: 979.260.9584, brad.fritz@ars.usda.gov

USDA - ARS - Aerial Application Technology Group
College Station, TX

2014 NECE Equipment Evaluation

HELOS (H3093) & UNIVERSAL, R5: 0.5/4.5...875µm 2014-03-13, 09:25:.....

Dv10= 10.65 +/- 2.63 µm Dv50= 41.55 +/- 2.96 µm Dv90= 85.51 +/- 3.83 µm
 Relative Span = 1.81



user parameters:
 Manufacturer: Vector Fog
 Model: C150
 Nozzle: Setting 7 - 30 L/hr
 Setting: Low Speed
 Solution: BVA
 Pressure: 0.00 psi
 Flowrate: 0.00 oz/min
 Rep: Rep_0.
 :

cumulative distribution

$x_0/\mu\text{m}$	$Q_3/\%$	$x_0/\mu\text{m}$	$Q_3/\%$	$x_0/\mu\text{m}$	$Q_3/\%$	$x_0/\mu\text{m}$	$Q_3/\%$
4.50	2.52	18.50	19.48	75.00	84.93	305.00	100.00
5.50	3.45	21.50	22.86	90.00	91.98	365.00	100.00
6.50	4.56	25.00	26.93	105.00	95.86	435.00	100.00
7.50	5.78	30.00	33.33	125.00	98.30	515.00	100.00
9.00	7.72	37.50	44.06	150.00	99.40	615.00	100.00
11.00	10.35	45.00	55.03	180.00	99.72	735.00	100.00
13.00	12.93	52.50	64.89	215.00	99.82	875.00	100.00
15.50	16.00	62.50	75.45	255.00	99.92		

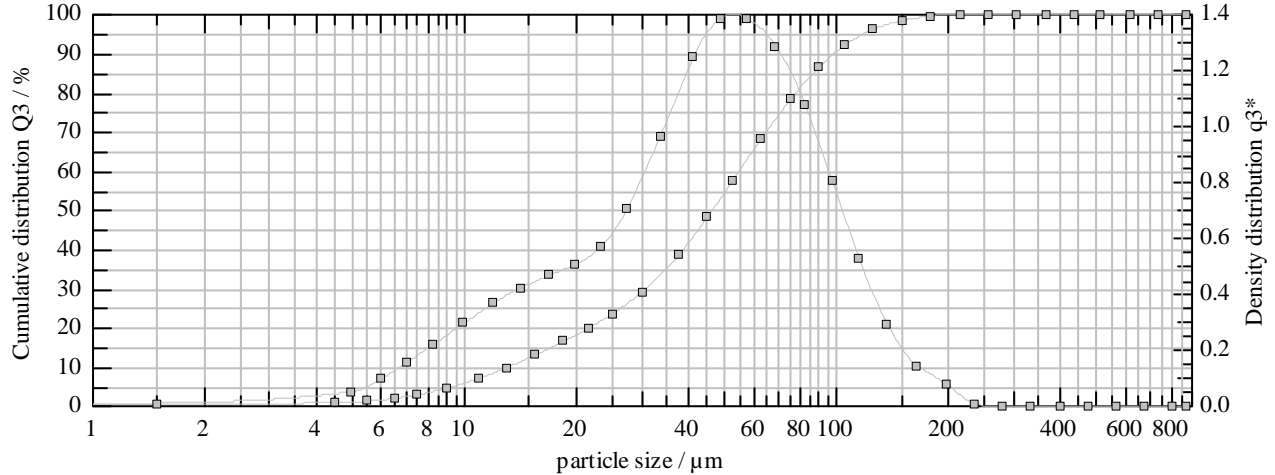
Contact Information:
 Clint Hoffmann: 979.260.9521, clint.hoffmann@ars.usda.gov
 Brad Fritz: 979.260.9584, brad.fritz@ars.usda.gov

**USDA - ARS - Aerial Application Technology Group
College Station, TX**

2014 NECE Equipment Evaluation

HELOS (H3093) & UNIVERSAL, R5: 0.5/4.5...875µm 2014-03-13, 09:3:...,...

Dv10= 13.23 +/- 0.45 µm Dv50= 46.44 +/- 0.09 µm Dv90= 99.47 +/- 3.98 µm
Relative Span = 1.86



user parameters:
 Manufacturer: Vector Fog
 Model: C150
 Nozzle: Setting 8 - 30 L/hr
 Setting: Low Speed
 Solution: BVA
 Pressure: 0.00 psi
 Flowrate: 0.00 oz/min
 Rep: Rep_0.
 :

cumulative distribution

x0/µm	Q3/%	x0/µm	Q3/%	x0/µm	Q3/%	x0/µm	Q3/%
4.50	0.68	18.50	16.44	75.00	78.12	305.00	100.00
5.50	1.10	21.50	19.73	90.00	86.62	365.00	100.00
6.50	1.79	25.00	23.45	105.00	91.98	435.00	100.00
7.50	2.74	30.00	29.04	125.00	95.96	515.00	100.00
9.00	4.45	37.50	38.37	150.00	98.25	615.00	100.00
11.00	7.01	45.00	48.23	180.00	99.37	735.00	100.00
13.00	9.65	52.50	57.48	215.00	99.96	875.00	100.00
15.50	12.87	62.50	67.95	255.00	100.00		

Contact Information:

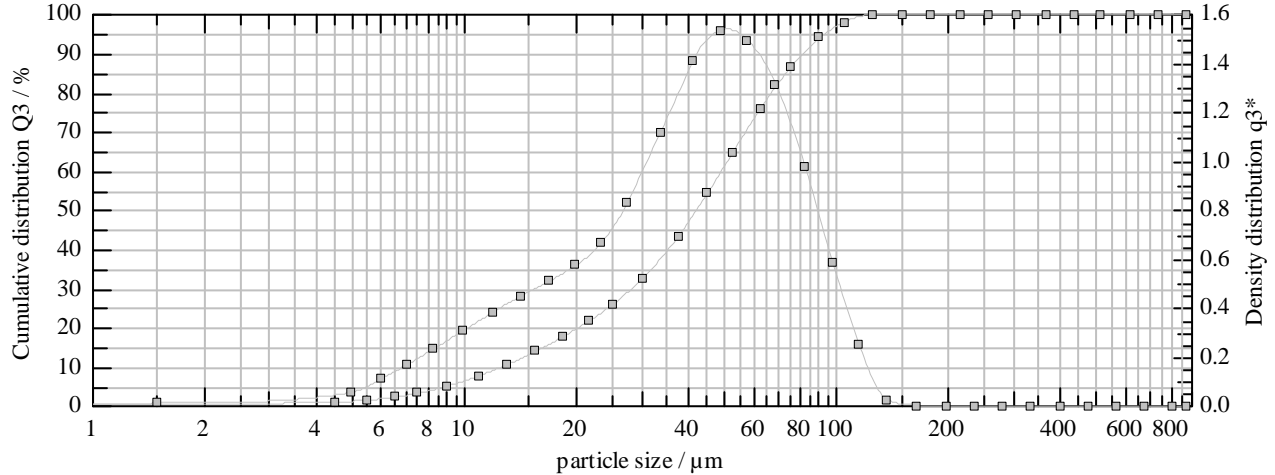
Clint Hoffmann: 979.260.9521, clint.hoffmann@ars.usda.gov
 Brad Fritz: 979.260.9584, brad.fritz@ars.usda.gov

USDA - ARS - Aerial Application Technology Group
College Station, TX

2014 NECE Equipment Evaluation

HELOS (H3093) & UNIVERSAL, R5: 0.5/4.5...875µm 2014-03-13, 09:37:.....

Dv10= 12.64 +/- 1.05 µm Dv50= 42.09 +/- 0.69 µm Dv90= 82.19 +/- 1.50 µm
 Relative Span = 1.65



user parameters:
 Manufacturer: Vector Fog
 Model: C150
 Nozzle: Setting 8 - 30 L/hr
 Setting: High Speed
 Solution: BVA
 Pressure: 0.00 psi
 Flowrate: 0.00 oz/min
 Rep: Rep_0.
 :

cumulative distribution

x0/µm	Q3/%	x0/µm	Q3/%	x0/µm	Q3/%	x0/µm	Q3/%
4.50	0.83	18.50	17.71	75.00	86.29	305.00	100.00
5.50	1.30	21.50	21.44	90.00	94.00	365.00	100.00
6.50	2.09	25.00	25.79	105.00	97.93	435.00	100.00
7.50	3.12	30.00	32.37	125.00	99.84	515.00	100.00
9.00	4.93	37.50	43.18	150.00	100.00	615.00	100.00
11.00	7.60	45.00	54.33	180.00	100.00	735.00	100.00
13.00	10.38	52.50	64.59	215.00	100.00	875.00	100.00
15.50	13.80	62.50	75.90	255.00	100.00		

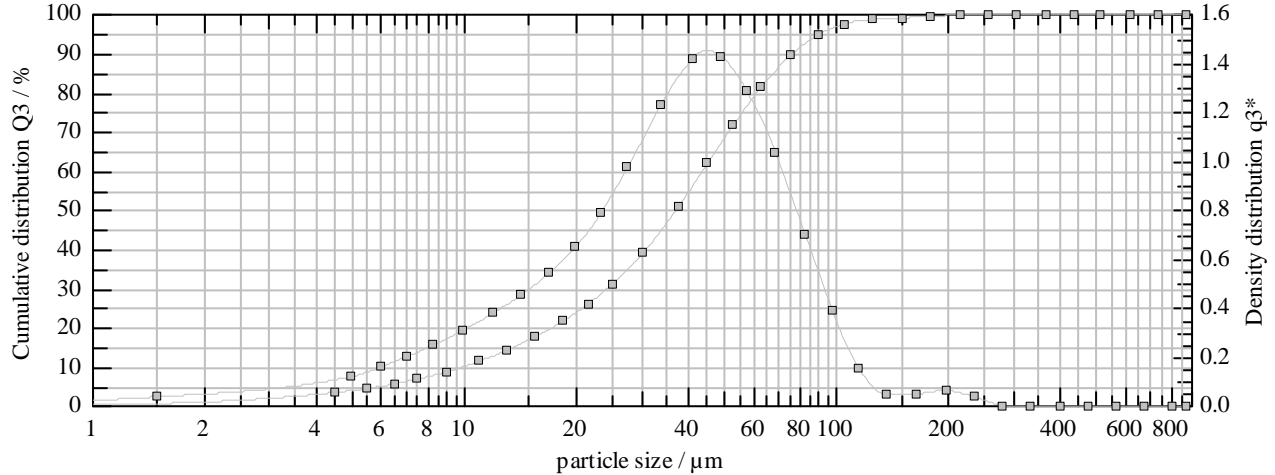
Contact Information:
 Clint Hoffmann: 979.260.9521, clint.hoffmann@ars.usda.gov
 Brad Fritz: 979.260.9584, brad.fritz@ars.usda.gov

USDA - ARS - Aerial Application Technology Group
College Station, TX

2014 NECE Equipment Evaluation

HELOS (H3093) & UNIVERSAL, R5: 0.5/4.5...875µm 2014-03-13, 09:38:.....

Dv10= 9.94 +/- 1.70 µm Dv50= 37.09 +/- 1.69 µm Dv90= 77.82 +/- 5.71 µm
 Relative Span = 1.83



user parameters:
 Manufacturer: Vector Fog
 Model: C150
 Nozzle: Setting 7 - 30 L/hr
 Setting: High Speed
 Solution: BVA
 Pressure: 0.00 psi
 Flowrate: 0.00 oz/min
 Rep: Rep_0.
 :

cumulative distribution

$x_0/\mu\text{m}$	$Q_3/\%$	$x_0/\mu\text{m}$	$Q_3/\%$	$x_0/\mu\text{m}$	$Q_3/\%$	$x_0/\mu\text{m}$	$Q_3/\%$
4.50	3.30	18.50	21.71	75.00	89.32	305.00	100.00
5.50	4.32	21.50	25.95	90.00	94.85	365.00	100.00
6.50	5.47	25.00	31.09	105.00	97.43	435.00	100.00
7.50	6.70	30.00	38.79	125.00	98.58	515.00	100.00
9.00	8.65	37.50	50.67	150.00	98.91	615.00	100.00
11.00	11.35	45.00	61.90	180.00	99.27	735.00	100.00
13.00	14.09	52.50	71.45	215.00	99.74	875.00	100.00
15.50	17.54	62.50	81.16	255.00	100.00		

Contact Information:

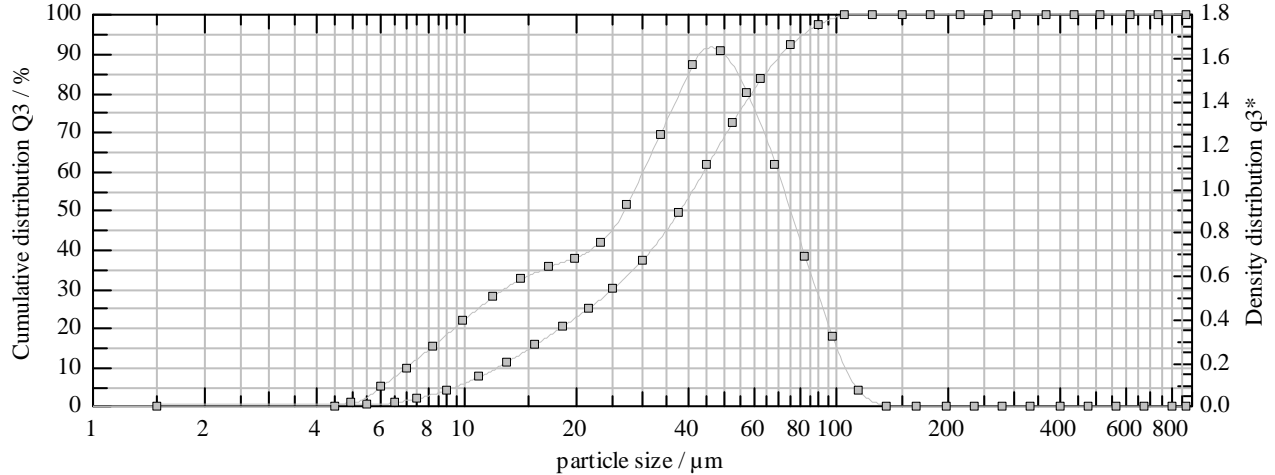
Clint Hoffmann: 979.260.9521, clint.hoffmann@ars.usda.gov
 Brad Fritz: 979.260.9584, brad.fritz@ars.usda.gov

USDA - ARS - Aerial Application Technology Group
College Station, TX

2014 NECE Equipment Evaluation

HELOS (H3093) & UNIVERSAL, R5: 0.5/4.5...875µm 2014-03-13, 09:...:3,...

Dv10= 12.47 +/- 0.51 µm Dv50= 38.14 +/- 2.00 µm Dv90= 72.07 +/- 1.80 µm
 Relative Span = 1.56



user parameters:
 Manufacturer: Vector Fog
 Model: C150
 Nozzle: Setting 6 - 30 L/hr
 Setting: High Speed
 Solution: BVA
 Pressure: 0.00 psi
 Flowrate: 0.00 oz/min
 Rep: Rep_0.
 :

cumulative distribution

$x_0/\mu\text{m}$	$Q_3/\%$	$x_0/\mu\text{m}$	$Q_3/\%$	$x_0/\mu\text{m}$	$Q_3/\%$	$x_0/\mu\text{m}$	$Q_3/\%$
4.50	0.00	18.50	20.30	75.00	91.95	305.00	100.00
5.50	0.09	21.50	24.72	90.00	97.37	365.00	100.00
6.50	0.70	25.00	29.63	105.00	99.50	435.00	100.00
7.50	1.79	30.00	36.93	125.00	100.00	515.00	100.00
9.00	3.94	37.50	49.01	150.00	100.00	615.00	100.00
11.00	7.35	45.00	61.41	180.00	100.00	735.00	100.00
13.00	10.98	52.50	72.30	215.00	100.00	875.00	100.00
15.50	15.41	62.50	83.21	255.00	100.00		

Contact Information:

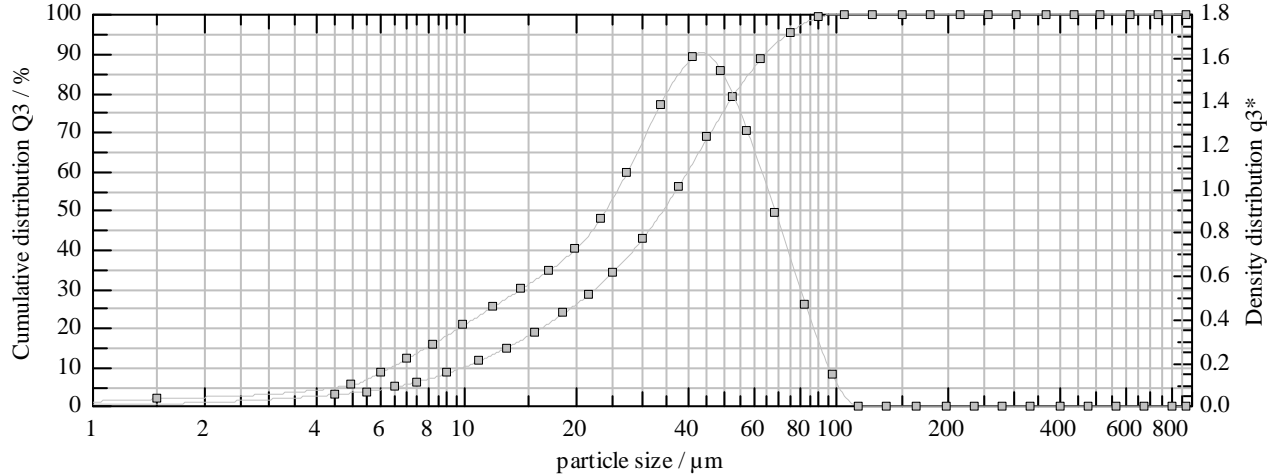
Clint Hoffmann: 979.260.9521, clint.hoffmann@ars.usda.gov
 Brad Fritz: 979.260.9584, brad.fritz@ars.usda.gov

**USDA - ARS - Aerial Application Technology Group
 College Station, TX**

2014 NECE Equipment Evaluation

HELOS (H3093) & UNIVERSAL, R5: 0.5/4.5...875µm 2014-03-13, 09:41:.....

Dv10= 9.88 +/- 1.91 µm Dv50= 34.28 +/- 1.12 µm Dv90= 65.28 +/- 2.61 µm
 Relative Span = 1.62



user parameters:

Manufacturer: Vector Fog
 Model: C150
 Nozzle: Setting 5 - 30 L/hr
 Setting: High Speed
 Solution: BVA
 Pressure: 0.00 psi
 Flowrate: 0.00 oz/min
 Rep: Rep_0.
 :

cumulative distribution

x0/µm	Q3/%	x0/µm	Q3/%	x0/µm	Q3/%	x0/µm	Q3/%
4.50	2.76	18.50	23.57	75.00	95.39	305.00	100.00
5.50	3.57	21.50	28.27	90.00	99.08	365.00	100.00
6.50	4.67	25.00	33.89	105.00	100.00	435.00	100.00
7.50	5.99	30.00	42.40	125.00	100.00	515.00	100.00
9.00	8.22	37.50	55.80	150.00	100.00	615.00	100.00
11.00	11.42	45.00	68.47	180.00	100.00	735.00	100.00
13.00	14.72	52.50	78.79	215.00	100.00	875.00	100.00
15.50	18.80	62.50	88.39	255.00	100.00		

Contact Information:

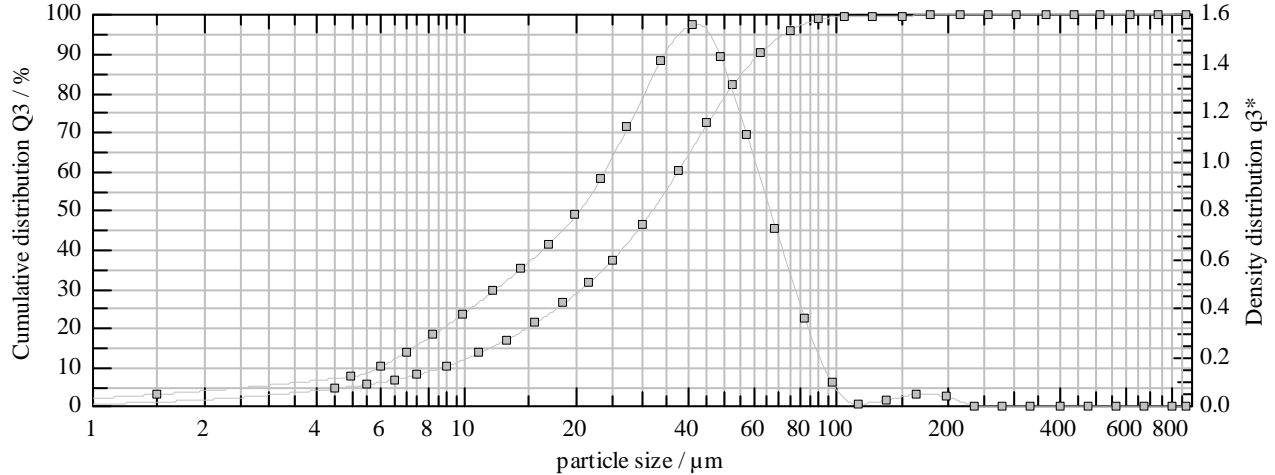
Clint Hoffmann: 979.260.9521, clint.hoffmann@ars.usda.gov
 Brad Fritz: 979.260.9584, brad.fritz@ars.usda.gov

USDA - ARS - Aerial Application Technology Group
College Station, TX

2014 NECE Equipment Evaluation

HELOS (H3093) & UNIVERSAL, R5: 0.5/4.5...875µm 2014-03-13, 09:4:.....

Dv10= 8.51 +/- 2.85 µm Dv50= 32.17 +/- 2.16 µm Dv90= 62.63 +/- 2.35 µm
 Relative Span = 1.69



user parameters:
 Manufacturer: Vector Fog
 Model: C150
 Nozzle: Setting 4 - 30 L/hr
 Setting: High Speed
 Solution: BVA
 Pressure: 0.00 psi
 Flowrate: 0.00 oz/min
 Rep: Rep_0.
 :

cumulative distribution

$x_0/\mu\text{m}$	$Q_3/\%$	$x_0/\mu\text{m}$	$Q_3/\%$	$x_0/\mu\text{m}$	$Q_3/\%$	$x_0/\mu\text{m}$	$Q_3/\%$
4.50	4.29	18.50	26.09	75.00	95.79	305.00	100.00
5.50	5.32	21.50	31.17	90.00	98.57	365.00	100.00
6.50	6.47	25.00	37.23	105.00	99.17	435.00	100.00
7.50	7.83	30.00	46.21	125.00	99.20	515.00	100.00
9.00	10.09	37.50	59.84	150.00	99.37	615.00	100.00
11.00	13.36	45.00	72.14	180.00	99.73	735.00	100.00
13.00	16.75	52.50	81.70	215.00	100.00	875.00	100.00
15.50	21.01	62.50	90.07	255.00	100.00		

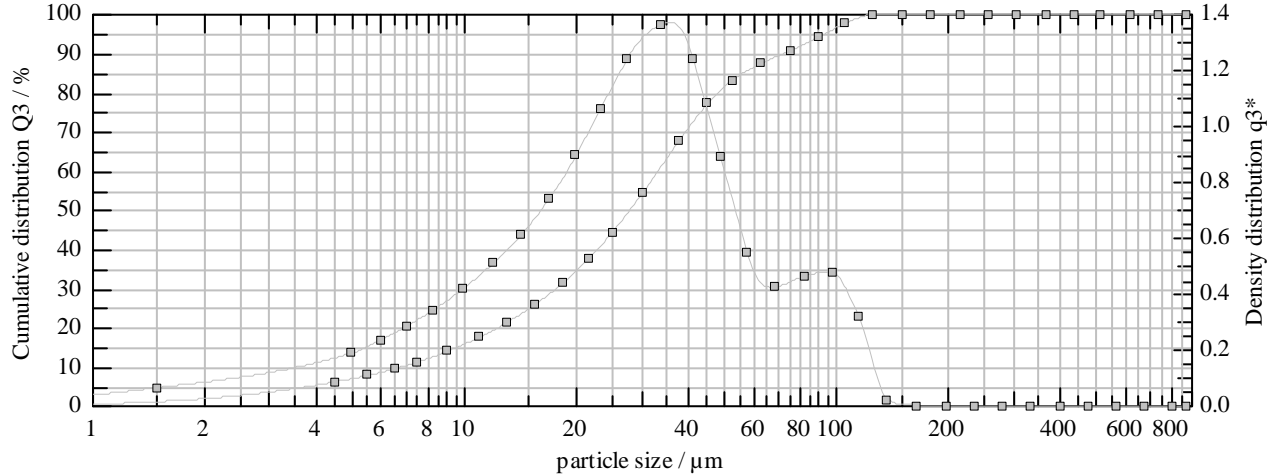
Contact Information:
 Clint Hoffmann: 979.260.9521, clint.hoffmann@ars.usda.gov
 Brad Fritz: 979.260.9584, brad.fritz@ars.usda.gov

USDA - ARS - Aerial Application Technology Group
College Station, TX

2014 NECE Equipment Evaluation

HELOS (H3093) & UNIVERSAL, R5: 0.5/4.5...875µm 2014-03-13, 09:4:.....

Dv10= 6.74 +/- 2.87 µm Dv50= 27.92 +/- 1.19 µm Dv90= 72.44 +/- 8.14 µm
 Relative Span = 2.35



user parameters:
 Manufacturer: Vector Fog
 Model: C150
 Nozzle: Setting 3 - 30 L/hr
 Setting: High Speed
 Solution: BVA
 Pressure: 0.00 psi
 Flowrate: 0.00 oz/min
 Rep: Rep_0.
 :

cumulative distribution

$x_0/\mu\text{m}$	$Q_3/\%$	$x_0/\mu\text{m}$	$Q_3/\%$	$x_0/\mu\text{m}$	$Q_3/\%$	$x_0/\mu\text{m}$	$Q_3/\%$
4.50	6.02	18.50	31.53	75.00	90.62	305.00	100.00
5.50	7.65	21.50	37.38	90.00	94.28	365.00	100.00
6.50	9.36	25.00	44.34	105.00	97.46	435.00	100.00
7.50	11.12	30.00	54.16	125.00	99.85	515.00	100.00
9.00	13.81	37.50	67.36	150.00	100.00	615.00	100.00
11.00	17.46	45.00	77.16	180.00	100.00	735.00	100.00
13.00	21.16	52.50	83.11	215.00	100.00	875.00	100.00
15.50	25.83	62.50	87.27	255.00	100.00		

Contact Information:

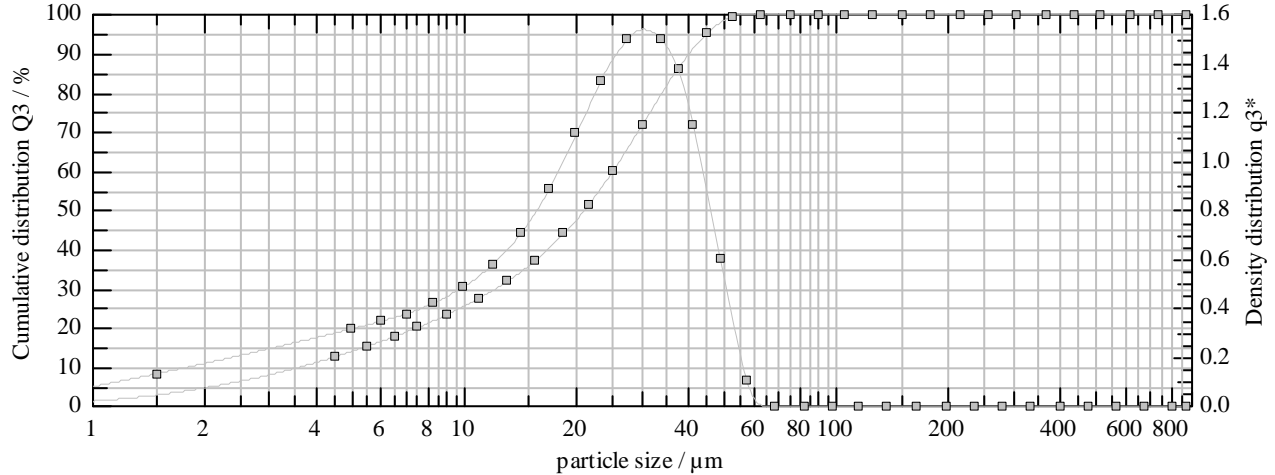
Clint Hoffmann: 979.260.9521, clint.hoffmann@ars.usda.gov
 Brad Fritz: 979.260.9584, brad.fritz@ars.usda.gov

**USDA - ARS - Aerial Application Technology Group
College Station, TX**

2014 NECE Equipment Evaluation

HELOS (H3093) & UNIVERSAL, R5: 0.5/4.5...875µm 2014-03-13, 09:4:...,...

Dv10= 3.74 +/- 0.32 µm Dv50= 21.04 +/- 0.78 µm Dv90= 40.60 +/- 1.27 µm
Relative Span = 1.75



user parameters:
 Manufacturer: Vector Fog
 Model: C150
 Nozzle: Setting 2 - 30 L/hr
 Setting: High Speed
 Solution: BVA
 Pressure: 0.00 psi
 Flowrate: 0.00 oz/min
 Rep: Rep_0.
 :

cumulative distribution

x0/µm	Q3/%	x0/µm	Q3/%	x0/µm	Q3/%	x0/µm	Q3/%
4.50	12.41	18.50	43.89	75.00	100.00	305.00	100.00
5.50	15.13	21.50	51.14	90.00	100.00	365.00	100.00
6.50	17.62	25.00	59.82	105.00	100.00	435.00	100.00
7.50	19.95	30.00	71.66	125.00	100.00	515.00	100.00
9.00	23.25	37.50	86.17	150.00	100.00	615.00	100.00
11.00	27.48	45.00	95.25	180.00	100.00	735.00	100.00
13.00	31.67	52.50	99.24	215.00	100.00	875.00	100.00
15.50	37.05	62.50	100.00	255.00	100.00		

Contact Information:

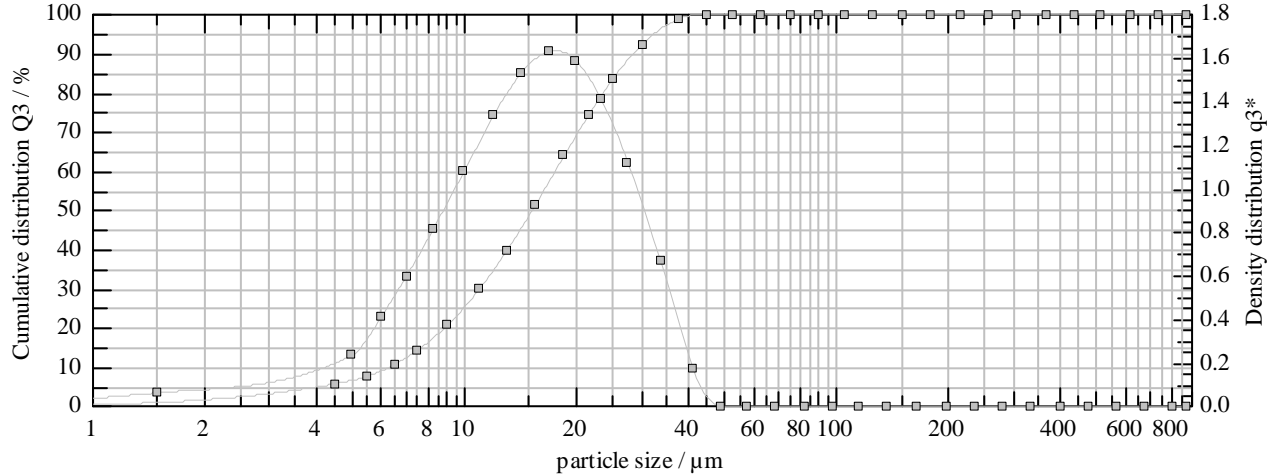
Clint Hoffmann: 979.260.9521, clint.hoffmann@ars.usda.gov
 Brad Fritz: 979.260.9584, brad.fritz@ars.usda.gov

**USDA - ARS - Aerial Application Technology Group
College Station, TX**

2014 NECE Equipment Evaluation

HELOS (H3093) & UNIVERSAL, R5: 0.5/4.5...875µm 2014-03-13, 09:48:.....

Dv10= 6.23 +/- 2.48 µm Dv50= 15.15 +/- 0.65 µm Dv90= 28.72 +/- 0.39 µm
Relative Span = 1.49



user parameters:
 Manufacturer: Vector Fog
 Model: C150
 Nozzle: Setting 1 - 30 L/hr
 Setting: High Speed
 Solution: BVA
 Pressure: 0.00 psi
 Flowrate: 0.00 oz/min
 Rep: Rep_0.
 :

cumulative distribution

x0/µm	Q3/%	x0/µm	Q3/%	x0/µm	Q3/%	x0/µm	Q3/%
4.50	5.49	18.50	63.81	75.00	100.00	305.00	100.00
5.50	7.50	21.50	74.13	90.00	100.00	365.00	100.00
6.50	10.48	25.00	83.36	105.00	100.00	435.00	100.00
7.50	14.19	30.00	92.23	125.00	100.00	515.00	100.00
9.00	20.59	37.50	98.68	150.00	100.00	615.00	100.00
11.00	29.96	45.00	100.00	180.00	100.00	735.00	100.00
13.00	39.64	52.50	100.00	215.00	100.00	875.00	100.00
15.50	51.31	62.50	100.00	255.00	100.00		

Contact Information:

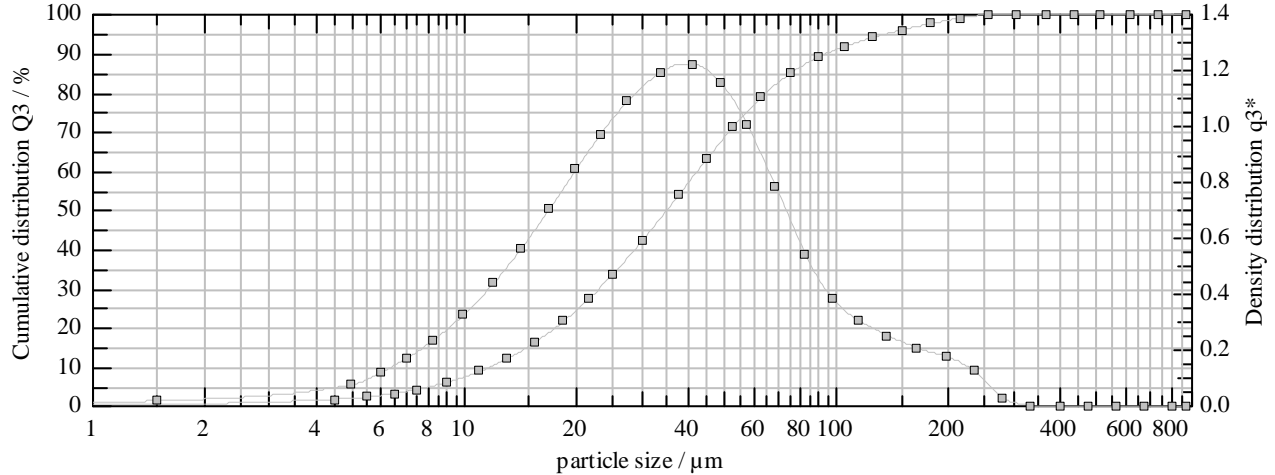
Clint Hoffmann: 979.260.9521, clint.hoffmann@ars.usda.gov
 Brad Fritz: 979.260.9584, brad.fritz@ars.usda.gov

**USDA - ARS - Aerial Application Technology Group
 College Station, TX**

2014 NECE Equipment Evaluation

HELOS (H3093) & UNIVERSAL, R5: 0.5/4.5...875µm 2014-03-13, 09:5:.....

Dv10= 11.80 +/- 1.12 µm Dv50= 35.61 +/- 4.16 µm Dv90= 95.29 +/- 22.69 µm
 Relative Span = 2.32



user parameters:
 Manufacturer: Vector Fog
 Model: H200
 Nozzle: Standard
 Setting:
 Solution: Water
 Pressure: 0.00 psi
 Flowrate: 0.00 oz/min
 Rep: Rep_0.
 :

cumulative distribution

x0/µm	Q3/%	x0/µm	Q3/%	x0/µm	Q3/%	x0/µm	Q3/%
4.50	1.51	18.50	21.60	75.00	84.80	305.00	100.00
5.50	2.15	21.50	27.11	90.00	89.09	365.00	100.00
6.50	3.01	25.00	33.46	105.00	91.66	435.00	100.00
7.50	4.06	30.00	42.07	125.00	93.94	515.00	100.00
9.00	5.89	37.50	53.60	150.00	95.91	615.00	100.00
11.00	8.73	45.00	63.26	180.00	97.53	735.00	100.00
13.00	11.90	52.50	70.99	215.00	98.88	875.00	100.00
15.50	16.19	62.50	78.61	255.00	99.80		

Contact Information:

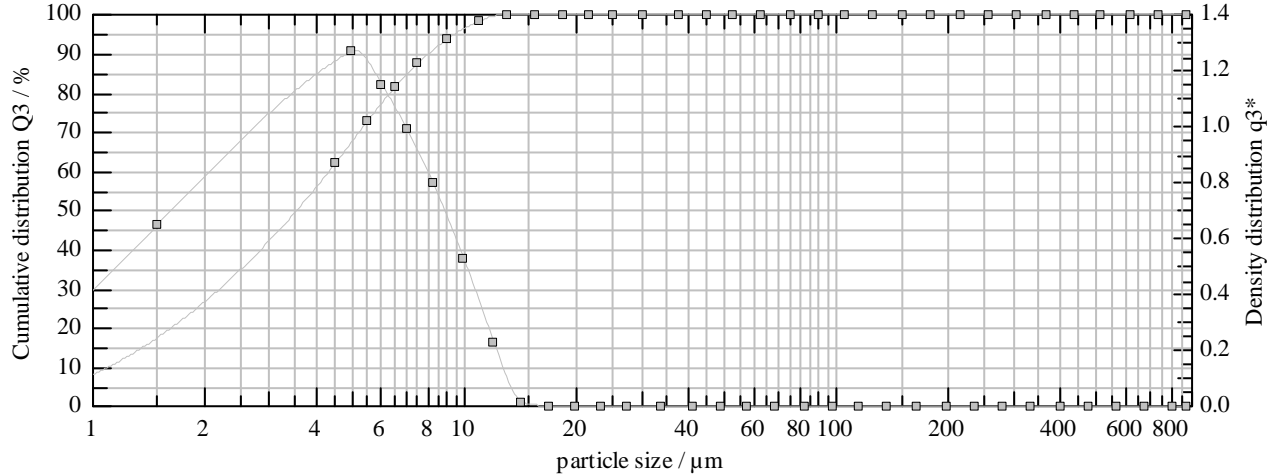
Clint Hoffmann: 979.260.9521, clint.hoffmann@ars.usda.gov
 Brad Fritz: 979.260.9584, brad.fritz@ars.usda.gov

**USDA - ARS - Aerial Application Technology Group
 College Station, TX**

2014 NECE Equipment Evaluation

HELOS (H3093) & UNIVERSAL, R5: 0.5/4.5...875µm 2014-03-13, 09:5:.....

Dv10= 1.15 +/- 0.01 µm Dv50= 3.73+/- 0.07 µm Dv90= 8.11+/- 0.26 µm
 Relative Span = 1.87



user parameters:
 Manufacturer: Vector Fog
 Model: H200
 Nozzle: Standard
 Setting:
 Solution: BVA
 Pressure: 0.00 psi
 Flowrate: 0.00 oz/min
 Rep: Rep_0.
 :

cumulative distribution

x0/µm	Q3/%	x0/µm	Q3/%	x0/µm	Q3/%	x0/µm	Q3/%
4.50	61.90	18.50	100.00	75.00	100.00	305.00	100.00
5.50	72.94	21.50	100.00	90.00	100.00	365.00	100.00
6.50	81.26	25.00	100.00	105.00	100.00	435.00	100.00
7.50	87.41	30.00	100.00	125.00	100.00	515.00	100.00
9.00	93.70	37.50	100.00	150.00	100.00	615.00	100.00
11.00	98.25	45.00	100.00	180.00	100.00	735.00	100.00
13.00	99.90	52.50	100.00	215.00	100.00	875.00	100.00
15.50	100.00	62.50	100.00	255.00	100.00		

Contact Information:

Clint Hoffmann: 979.260.9521, clint.hoffmann@ars.usda.gov
 Brad Fritz: 979.260.9584, brad.fritz@ars.usda.gov